



**2019**

**INDUSTRY STANDARD IN  
HIGH PERFORMANCE  
VALVE TRAIN TECHNOLOGY**



## TABLE OF CONTENTS

- 4-5** Featured Products
  - 6** Valve Train Geometry & Measuring Pushrods
  - 7** Stocking Pushrods / Quick Ship Pushrods
  - 8** Precision & BZ Pushrods
  - 9** Hard-Tip / V-40 / H-Series Pushrods
  - 10** Length Checker / Cleaning Brush / Checker Springs / Ball and Cup Tips
  - 11** Kit & Fuel Pump Pushrods / Valve Spring Shims
  - 12** Valve Locks / Custom Retainers / Lash Caps
  - 13** Adjusters
  - 14** Rod Bushings
  - 15** Lifter Bore Bushings
  - 16** Lifters
  - 17** Chrome Moly Rocker Shafts / Hemi Spark Tube Seals / Thrust Buttons
  - 18** Duramax Rocker Shafts & Stanchions
  - 18** Duramax/Cummins Rocker Arm Adjusters
  - 19** Trend Pin Program / Wrist Pins Material
  - 20-34** H-13 Pins
  - 36-39** TP-1 Pins
  - 40** Diesel Offerings
  - 41** Cummins Diesel Flat Tappets / Rocker Bridges / Trunnions
  - 42** SpinTron
  - 43** Quick Ship Order Form

### WARNING



This product contains chemicals known to the State of California to cause cancer and reproductive harm.  
[www.P65Warnings.ca.gov](http://www.P65Warnings.ca.gov)






## ABOUT TREND

Trend Performance is a driving force in valvetrain development. Through exacting precision, proprietary technology, and close relationships with top racing teams, Trend is working to perfect valvetrains for more RPM and horsepower. Improved geometry, cutting edge materials, and Trend-perfected, specialized manufacturing techniques and equipment are our winning recipe. Additionally, Trend is home to the SpinTron™, an innovative valvetrain testing machine of our own design. The SpinTron™ is used to develop and validate new products that benefit all race teams and enthusiasts. Today's race engines require the highest quality components at every step. Trend Performance exceeds those requirements in quality, design, and performance, but also in the way we treat our customers.



During heat treating, material stresses can cause the pushrod to bend slightly as they are relieved. Trend goes the extra mile to re-inspect and straighten every single pushrod. The end result is a strong, perfectly straight part.



Trend's proprietary "Super Finishing" machine is part of the final polishing process. Super-finished wrist pins have a surface finish of a mirror-like 1RA and are checked for roundness tolerances down to 50 millionths of an inch.

## FEATURED PRODUCTS




### ADJUSTERS

Trend's new line of rocker arm adjusters provides complete control of the valvetrain. Precision crafted from high-grade Tool steel with a Nitrided surface, Trend adjusters are available to fit many styles of rocker arms in cup and ball configurations. 270 degrees of ball clearance and mirror-like finishes ensure smooth operation at extreme lift, excellent lubrication and maximum strength. Adjusters will be offered in 5/16in through 3/8in dimensions and also in metric sizes.



### GTR BUCKETS

Trend's new GTR buckets are the industry's first shim-under-bucket design for the VR38DETT engine. They allow builders to custom tailor valve lash to their unique requirements saving precious time during the build phase. All buckets are machined from M2 Tool Steel for strength, and precision centerless ground for exceptional roundness to 20 millionths of an inch. Lastly, a proprietary radius is ground in the cam lobe mating surface to promote rotation.



### DURAMAX

Duramax rocker shafts and stanchions are the perfect upgrade for failure-prone OEM equipment. The shafts are machined from 4130 chromoly and can be Super Finished to as fine as 1.5RA. All shafts feature engineered slots for improved oiling and are straightened at 5 points for exacting valvetrain geometry. Stanchions are machined from rigid 6061 aluminum and prevent flexing under extreme operating conditions.

## QUICK SHIP PROGRAM

Trend Performance knows the stress builders are under when assembling an engine. Pushrod length is hard to establish before an engine is complete, which is why we have introduced a new Quick Ship Program. Custom-length pushrods will be shipped within 24 to 48 hours.

\*For ordering details please see page 7 of this catalog or give us a call and we can help answer any questions.



SHIPPED WITHIN 24-48 HOURS



### VALVE LOCKS

As cam lift grows, so does valve spring pressure making the job of the valve lock that much more difficult. High pressure springs and high RPM try to force the lock off the valve stem and valve float can hammer the retainer and lock package unmercifully, but Trend locks are up to the challenge. Trend offers several sizes and angles of locks in 8620 steel and also in titanium for racers looking to shave as much valvetrain weight as possible.

### TP-1

Trend Performance has the hardest and toughest piston pin, with the highest compression strength of any material on the market. This new piston pin is not only exceedingly hard and extremely tough, but also has the lowest coefficient of friction. This pin is a must have for any high RPM making it the choice of so many Pro Stock engine builders. Trend's TP-1 pin has a toughness comparable to maraging steels and the hardness, compressive strength, and the surface qualities of M-2. TP-1 is the superior high speed tool steel pin.

### DIESEL VALVE BRIDGES

Available for Cummins and Duramax applications, Trend Performance Diesel Valve Bridges offer a massive 2.5-time strength improvement over factory bridges. Machined from billet 8620 steel, the bridges are surface ground for flatness, feature improved oiling to the valve stems, and are case hardened and carburized for strength.



## BLOG LAUNCH

Visit our new blog at [Blog.Trendperform.com](http://Blog.Trendperform.com). We are constantly updating with all the latest news, how-to's, tips and tricks, etc. Don't forget to add us on social media while you're at it!

## TYPES OF CLEARANCES

### TAPERING VS CLEARANCE

Taper and clearance can sometimes be confusing to people. Clearance is a term we use to specify the amount of transition a pushrod body would have to the pushrod tip. Most pushrods 3/8" OD and larger will have a double clearance. This essentially gives a clean, stress free transition from the major OD to the ball or cup tip.

- Taper can be full, half or double.
- Full taper pushrods will maintain major OD until a specified length 55%-75% from the top and begin to taper down to the next smaller offered OD (i.e. 7/16"-3/8").
- Half taper will begin at the half way point of the pushrod, no matter the length, it will taper down to the end of the pushrod.
- Double taper will maintain the Major OD at the center of the pushrod for approximately 30% of the length and begin a taper to each end.

### RADIUS

Pushrod ball effective diameter are offered in two measurements. All shelf stock .080" wall pushrods are manufactured with 180° standard. All .080" wall pushrods have the option to be clearance back to 210° this may be needed for higher lift camshafts and or applications that experience sharper angles. All Trend Heavy wall pushrods are manufactured with 210° ends.

### NECKDOWN

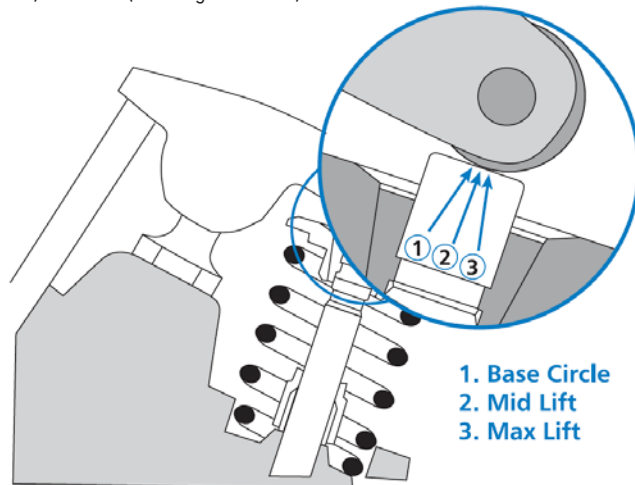
Trend offers a neckdown style pushrod where, instead of using taper to introduce clearance in a smooth transitional method a neckdown allows an abrupt, immediate transition from one major OD to another major OD of a lesser size.

### GUIDE PLATE COMPATIBILITY

All 5/16" and 3/8" pushrods are guide plate compatible. Trend does not stock 7/16", 1/2", 9/16", 5/8" or 3/4" guide plate compatible pushrods. This will be a custom pushrod. See our custom pushrod offerings and Trend's Quick Ship Program where all custom pushrods are available within 48 hours.


## VALVE TRAIN GEOMETRY

Valve Train geometry is when the rocker arm tip moves from the intake side of the valve stem tip, across the center of the tip (at approximately mid lift), to the exhaust side of the valve stem tip (at full lift) and back. (See diagram below).



## MEASURING PUSHRODS

**Ball-ball pushrods:** Because the radiused holes in the ends of pushrods vary in diameter from manufacturer to manufacturer, it is not advisable to measure them at their 0.140in guage diameter. In other words, simply find two washers each with .0140in hole, place one washer on each end of the pushrod and measure the overall distance. Finally, subtract the thickness of the washers to calculate the pushrod's correct length.







## STOCKING PUSHRODS

These one-piece, centerless-ground chromoly pushrods are designed for use in oval trace race cars; drag race cars; hot rods, including sport compacts (Toyota 3T-C & Ford Pinto); and marine applications.

Manufactured with 5/16" ball-ball ends they are available in lengths of 6.000" to 11.550" in increments of .025". The ball ends are machined to a tolerance of plus or minus .001" and the pushrods are laser-etched with the customer's name and specifications on a black oxide finish.

PART #	DIAMETER	WALL	LENGTHS IN .025" INCREMENTS	210° CLEARANCE	SINGLE OR DOUBLE TAPER	QUICK SHIP
TXXX805	5/16"	.080	6" to 10"	Optional	N/A	N/A
TXXX1055	5/16"	.105	7" to 9.8"	Standard	N/A	N/A
TXXX803	3/8"	.080	6" to 12"	Optional	Optional	N/A
TXXX1353	3/8"	.135	7" to 9.8"	Standard	Optional	Optional
TXXX1657DT	7/16"	.165	7" to 11.5"	Standard	**Standard	Optional
TXX1657	7/16"	.165	7.4" to 11.5"	Standard	Optional	Optional
TXXX2002	1/2"	.200	8" to 11"	Standard	Optional	Optional

**For ordering, use your desired length to replace "XXX"**

For example: T625805 = a pushrod with a length of 6.25", .080" wall with a diameter of 5/16"

For lengths longer than 10" use "TT" to preface part # instead of the single "T". \*Lengths available in .050" increments. \*\*Pushrods are stocked double-tapered.

*"We broke a few valvetrain parts late Friday afternoon and we were able to get the parts we needed shipped out 15 mins. before Trend closed, on a plane for Saturday delivery. This was crucial factor in our weekend as without these parts we were out of the race. Trend/Diamond was able to get us to the winner's circle once again! The best customer service bar none!"*  
- Troy Pirez Jr. ; Lights Out 9 Small Block NOS Winner

## QUICK SHIP PUSHRODS

### AVAILABLE FOR QUICK SHIP

Up to 13.000" Max length

- 3/8" diameter in .013" wall thickness
- 7/16" diameter in .165" wall thickness
- 1/2" diameter in .200" wall thickness
- 9/16" diameter in .187" wall thickness
- 5/8" diameter in .125" and .188" wall thickness
- All diameters available with 5/16" and 3/8" ball ends
- One-piece construction from SAE 4130 seamless tubing
- Centerless ground, Satin finish

Since the length of the required pushrod isn't established until the engine is almost completely assembled, it is often the last part ordered but the part most urgently needed. To overcome this concern, Trend introduced a new **Quick Ship Program** that decrees custom-length pushrods will be **shipped within 24 to 48 hours!** The service can be applied to any combination of machined tips, single or double tapers.

Just select the length (from 6.00" to 13.00"); the diameter (3/8", 7/16", 9/16" and 5/8"); single or double taper; and whether ball-end or radius-cup. This program is further strengthened by an inventory in excess of 100,000 pushrods.

**Quick Ship orders must be faxed to ensure proper processing.** All fax orders will be confirmed within 2 hours of receipt. Please see ordering form on page 31 of this catalog. Verbal orders will be the responsibility of the customer (including quantities, dimensions and shipping instructions).

## PRECISION PUSHRODS

*"We use nothing but the best in our car, Trend Pushrods and Wrist Pins have never let us down."  
- Jeff Lutz: Lutz Race Cars as seen on Street Outlaws*

Trend's line of Precision Pushrods is machined to some of the most exacting tolerance in the industry at +/- .0005". They are polished, cleaned, 100% individually inspected and packaged in individual sleeves with near-surgical exactness. The Precision series is the upper echelon of pushrod design and manufacturing and favored by NASCAR cup teams turning nearly 10,000rpm for hundreds of laps at a time. When it comes to durability and attention to detail, the Precision series is unmatched.



- Created from 4130 chromoly thick-wall tubes, these Precision pushrods are made to tight tolerances: ball end radius to plus or minus .001" in OD and length to plus or minus .005".
- Every pushrod is checked to ensure accurate length and is cleaned with a special brush and solvent to ensure its internals are free of heat treat scale or other contaminants.
- Trend's Precision Pushrods are available in 7.000" to 11.5" and in increments of .025". Diameters include 7/16" or 1/2" or 9/16" and with ball-ball ends or ball-cup ends in either 5/16" or 3/8".
- Centerless-ground and case hardened to Rockwell Rc60 for extra strength and rigidity, each Trend Precision Pushrod is checked for straightness, buffed by hand and one-hundred percent inspected.
- To complete the process, Trend Precision Pushrods are laser-etched with customer details, dipped in rust preventative, and individually bagged and sealed in a plastic sleeve.

## BZ SERIES PUSHRODS

*"KB Racing has used Trend Pushrods exclusively for over 15 years. Trend is constantly looking at ways to go forward so they've been a perfect partner in pursuing success!"  
- Jason Line, KB Racing*



BZ Series (Bronze Insert) pushrods are designed for extremely high-horsepower engines, such as Pro Mods, Top Sportsman teams, and large-displacement nitrous engines. Constructed from 4130 chromoly thick-wall tubes, preformed and centerless-ground with a high-load bearing bronze insert, these shelf-stock items are ready for demanding applications with high valve spring pressures, huge-lift cams, and high rpm.

All BZ series pushrods are case hardened to Rockwell Rc60 for extra strength and rigidity and made available in straight form, single taper, or double taper (tapered from the center to each end). To lubricate the upper cup and rocker ball, a thin oil passageway runs through the center of the pushrod allowing pressurized oil to travel from the lifter bore to the rocker. They are available with diameters of 7/16" x .165" walls, 1/2" x .200" walls, or 9/16" x .187" walls. On the lifter end they are manufactured with conventional ball-end diameters of 5/16 or 3/8 inch. On the rocker end, the bronze insert is press-fitted and machined with a 0.140-inch radius cup, designed to accept popular 9/32" rocker adjuster ball. In addition, BZ pushrods are now available on Trend's 24-hour Quick Ship Program.

- ▶ Trend also offers a 7/16" tool steel ball-cup pushrod which has a .1405" tool steel radius cup insert to fit the .281" diameter of the ball.







Photo by: Dave Reinking

## HARD-TIP SERIES PUSHRODS

Trend's Hard-Tip Series pushrods combine multiple metals to maximize wear resistance without compromising strength. Their bodies are constructed from more ductile steel, while the pressed-in tips are made from self-lubricating tool steel hardened to 60Rc. Engineered to overcome degradation troubles on the upper ball of high-revving high-powered engines, these new Hard-Tip pushrods are now available in the following diameters: 7/16", 1/2", and 9/16".



## V-40 CUP PUSHRODS

*In hostile environments our high horsepower turbocharged or nitrous engines run Trend's V40 pushrods and TP-1 piston pins. They are the only ones that live.*

- Kris Nelson, Nelson Competition



V-40 pushrods feature self-lubricating tool steel tips hardened to 60Rc. The 5/16" diameter ball end is formed with a 210-degree radius at the end of a 1-5/8" taper to provide proper operating clearance around the rockers as well as the lifters and lifter bores.

Engineered to overcome degradation troubles on the upper ball of high-revving high-powered engines, these V-40 cup pushrods are now available in 5/16" with a .281 radius cup. Prepared in a satin finish over a precision center-less ground surface and laser-etched to the customer's request. V-40 pushrods are available in any length – usually 6.000" to 13.000"

## H-SERIES PUSHRODS

*In my 50+ years of building race engines, I have finally learned to not take pushrods for granted. I am amazed that Trend's high quality pushrods can extend lifter and valve spring life as well as increase the RPM range. We don't want the pushrod to be another spring in the system, so our choice is always Trend.*

- Jon Kaase, Jon Kaase Racing Engines



To increase the compression strength of the Top Fuel and Funny Car pushrods, Trend Performance has moved to a premium quality H-13 tool steel. This new solid design is available for all pushrod race engines operating under extreme stresses that do not oil the rocker balls through the pushrods.

- Formed from 1/2" solid bar stock, furnished with a 3/8" ball on the lifter end, a 3/8" cup on the rocker end and body diameters ground to 7/16" or 1/2"
- Derived from H-13 tool steel
- Heat-treated to a hardness of 54 to 56 Rockwell then quenched and tempered to relieve stresses
- Case-hardened by nitriding to approx. .006" to .008" deep, which invests it with a surface hardness of up to 70 Rockwell
- Finished by hand, using fine sandpaper and ScotchBrite™

## PUSHROD LENGTH CHECKER

Trend's pushrod length checkers are available to precisely measure pushrod length between 5.800" and 10.800". They are laser etched and marked with a standard length. Checkers are available individually and also in a convenient Master Set for shops building a plethora of engine architectures or deck heights.

**Note: MASTER LENGTH CHECKER SET -includes all of the lengths listed at right plus 1-Vcup and 1-5/16 cup tip.**



PART #	LENGTH	TIP STYLE
TC-5868	5.800"-6.800"	5/16" Ball
TC-6878	6.800"-7.800"	5/16" Ball
TC-7888	7.800"-8.800"	5/16" Ball
TC-8898	8.800"-9.800"	5/16" Ball
TC-98108	9.800"-10.800"	5/16" Ball
TC-108118	10.800"-11.800"	5/16" Ball
TC-5868C	5.800"-6.800"	5/16" Cup
TC-6878C	6.800"-7.800"	5/16" Cup

PART #	LENGTH	TIP STYLE
TC-7888C	7.800"-8.800"	5/16" Cup
TC-8898C	8.800"-9.800"	5/16" Cup
TC-98108C	9.800"-10.800"	5/16" Cup
TC-108118C	10.800"-11.800"	5/16" Cup
TC-5868C-3	5.800"-6.800"	3/8" Cup
TC-6878C-3	6.800"-7.800"	3/8" Cup
TC-7888C-3	7.800"-8.800"	3/8" Cup
TC-8898C-3	8.800"-9.800"	3/8" Cup

PART #	LENGTH	TIP STYLE
TC-98108C-3	9.800"-10.800"	3/8" Cup
TC-108118C-3	10.800"-11.800"	3/8" Cup

▶ **MASTER KIT NOW AVAILABLE:**  
Contains all length sizes

## PUSHROD CLEANING BRUSH



Designed with a tapered brush head to thoroughly clean all diameter pushrods.

Part #: PRBRUSH

## BALL AND CUP TIPS

The ball-end tip is one of the most common types of pushrod. However, the shape is less simple than one might expect. Trend engineers have spent considerably time developing the right radius for the ball tip to ensure strength and durability.

Ball-cup pushrods popular with engine builds throughout various performance applications like Comp Eliminator, Extreme 10.5 engines, and Pro Mod. The main body of the pushrod is a full taper 7/16-inch diameter with a 0.165-inch wall thickness that narrows to 3/8-inch at the rocker end for additional clearance. The design retains the classic ball tip on the lifter end with a traditional 3/8-inch ball diameter but the rocker end replaces the ball with a 5/16-inch shallow cup intended to be used in conjunction with shaft rockers systems with an adjuster ball on the rocker.



## CHECKER SPRINGS

Useful and affordable, Trend's checking springs are essential to checking valvetrain sweep.





## KIT PUSHROD/ KIT TIPS

CREATE YOUR OWN PUSHROD KITS - YOU GET ONLY THE SIZES YOU NEED!

- 5/16" x 0.080 wall in 1" increments from 6.000" to 10"
- 3/8" x 0.080 wall in 1" increments from 7.000" to 12.000"
- 3/8" x 0.080 wall with 3/8" ball end in 1" increments from 7.000" to 14.000"
- 7/16" x .125 wall with 1" increments from 7.000" to 14"
- 1/2" x 0.200 wall in 1" increments from 7.000 to 14.000"
- 9/16" x .187 wall in 1" increments from 7.000 to 14.000"

Pushrod kits are typically available in 1-2 days or 4-5 days during peak months. Tips are available in 5/16" ball, 3/8", 5/16" cup and 3/8" cup for tapered and straight pushrods.

## FUEL PUMP PUSHRODS



Trend fuel pump pushrods are machined from hollow 4130 chrome molybdenum steel to save weight and can employ bronze or steel tips for universal compatibility with billet roller or flat tappet cam cores. Trend supports virtually every pushrod American V8 but can custom tailor fuel pump pushrod length and diameters to unique applications.

PART #	DESCRIPTION
FP1000	Steel/Steel
FP1000BS	Bronze/Steel
FP1001	Undersized
FP1001BS	Undersized
FP1005	Oversize (+.200")
FP1005BS	+.200 Bronze/Steel
FP4950BS	Bronze/Steel
FP5690BS	5.690 Bronze/Steel
FP5710BS	5.710 Bronze/Steel

PART #	DESCRIPTION
FP5820BS	5.820 Bronze/Steel
FP5820SS	5.820 Steel/Steel
FP5840BS	5.840 Bronze/Steel
FP6000BS	6.000 Bronze/Steel
FP6050BS	6.050 Bronze/Steel
FP6100BS	6.100 Bronze/Steel
FP6200BS	6.200 Bronze/Steel
FP6350BS	6.350 Bronze/Steel
FP6500BS	6.500 Bronze/Steel



## VALVE SPRING SHIMS

Trend's hardened steel shims are used to adjust the installed heights and pressures of valve springs. Available in a wide range of OD and ID dimensions as well as thickness, Trend always carries large stocks of valve spring shims.

PART #	O.D.	I.D.
03-1915	1.510"	.760"
03-1920	1.510"	.760"
03-1930	1.510"	.760"
03-1950	1.510"	.760"
03-1960	1.510"	.760"
03-2015	1.480"	.700"
03-2020	1.480"	.700"
03-2030	1.480"	.700"
03-2050	1.480"	.700"
03-2060	1.480"	.700"

PART #	O.D.	I.D.
03-2115	1.510"	.570"
03-2120	1.510"	.570"
03-2130	1.510"	.570"
03-2150	1.510"	.570"
03-2160	1.510"	.570"
03-2215	1.640"	.640"
03-2220	1.640"	.640"
03-2230	1.640"	.640"
03-2250	1.640"	.640"
03-2260	1.640"	.640"

PART #	O.D.	I.D.
03-2310	1.250"	.520"
03-2315	1.250"	.520"
03-2320	1.250"	.520"
03-2330	1.250"	.520"
03-2350	1.250"	.520"
03-2360	1.250"	.520"
03-2415	1.610"	.570"
03-2420	1.610"	.570"
03-2430	1.610"	.570"
03-2450	1.610"	.570"

PART #	O.D.	I.D.
03-2460	1.610"	.570"
03-2520	1.300"	.580"
03-2615	1.250"	.812"
03-2630	1.250"	.812"
03-2660	1.250"	.812"

Boxes contain 100pcs.  
Shim thickness is denoted by the last two numbers of the part #.



## VALVE LOCKS



As cam lift grows, so does valve spring pressure making the job of the valve lock that much more difficult. High pressure springs and high RPM try to force the lock off the valve stem and valve float can hammer the retainer and lock package unmercifully, but Trend locks are up to the challenge. Trend offers several sizes and angles of locks in 8620 steel and also in titanium for racers looking to shave as much valvetrain weight as possible.



TITANIUM



STEEL

## CUSTOM RETAINERS

With Trend's unmatched experience in precision valvetrain components, a custom retainer program was the obvious next step. With either a sample part or detailed dimensions Trend can machine complex and strong retainers out of whatever material your valvetrain requires. With experience building retainers for circle track engines, Pro Mod, and even Top Fuel, exotic materials like C300 maraging steel, and even titanium are on the table. Call for more info and pricing.



## LASH CAPS

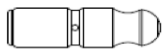
Trend's line of lash caps is available in either 8620 or Trend's proprietary TP-1 material. They allow builders to adjust the clearance between the valve stem and rocker arm quickly and easily. Lash caps also help to increase the footprint the rocker arm wheel gliders over, helping to spread out load and increase reliability. Weighing just a few grams, lash caps are a great insurance for your high-end valvetrain.



# ADJUSTERS



ADJ-13-4375-3B-SO-CL



ADJ-13-4375-3B-SO-CL2



ADJ-13-4375-3B-CL  
ADJ-13-4375-3B-NO-CL



ADJ-13-4375-3B-SO



ADJ-13-4375-3B  
ADJ-13-4375-NON



ADJ-13-4375-5B




ADJ-13-4375-5C




ADJ-13-4375-5B-SO




ADJ-13-12MM-3B-NO



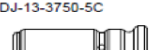
ADJ-13-3750-3B



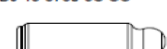
ADJ-13-3750-5B



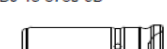
ADJ-13-3750-5C




ADJ-13-3750-5C-SO



ADJ-13-3750-9B



ADJ-13-4375-5C-SO



ADJ-13-4375-9B

PART #	DESCRIPTION
ADJ-13-12MM-3B-NO	12mmx10mm H13 Adjuster 3/8" Ball NO OIL
ADJ-13-3750-5-B	H-13 Adjuster 5/16" Ball 3/8"X24 Thread Nitrided
ADJ-13-3750-5-C	H-13 Adjuster 5/16" Cup 3/8"X24 Thread Nitrided
ADJ-13-3750-5C-SO	H-13 Adjuster 5/16" Cup 3/8"X24 Thread Nitrided
ADJ-13-3750-9-B	H-13 Adjuster .281" Ball 3/8"X24 Thread Nitrided
ADJ-13-3750-9-C	H-13 Adjuster .281" Cup 3/8"X24 Thread Nitrided
ADJ-13-4375-3-B	H-13 Adjuster 3/8" Ball 7/16"X20 Thread Nitrided
ADJ-13-4375-3-B-NON	H-13 Adjuster 3/8" Ball 7/16"X20 Thread Nitrided
ADJ-13-4375-3B-CL	H13 Adj. 3/8" Ball 7/16"-20 Clearance Nitrided
ADJ-13-4375-3B-NO-CL	H13 ADJ.3/8" Ball 7/16-20 No Oil Nitrided
ADJ-13-4375-3B-SO-CL	7/16"-20 - 3/8" Ball Side Oil Rocker Arm Nitrided
ADJ-13-4375-5-B	H13 ADJ. 5/16" Ball 7/16"-20 Thread Nitride
ADJ-13-4375-5-C	H13 ADJ. 5/16" Cup 7/16"-20 Thread Nitride
ADJ-13-4375-5B-SO	H-13 Adjuster 5/16" Ball 7/16x20 Thread Nitrided
ADJ-13-4375-5C-SO	H-13 Adjuster 5/16" Cup 7/16x20 Thread Nitrided
ADJ-13-4375-9-B	H13 ADJ. .281" Ball 7/16"-20 Thread Nitride

Introducing Trend Performance Rocker Arm Adjusters. Now offering adjusters with .281" ball tips, .312" ball, .374" ball, 5/16" cup, and 12mm ball. All the adjusters offered by Trend are high quality H-13 tool-steel which are heat treated, Super-Finished, and Nitrided. Our adjusters offer a unique tip design made to work with Trend pushrods. When two parts must mate together it is better to design them simultaneously.

Every adjuster has a rolled J-thread for maximum resistance to breaking. The body of the adjuster is available with through oiling, side oiling, or no oiling. The available thread sizes are 3/8"-24, 7/16"-20, and 10mm and more to come.





# ROD BUSHINGS

Made from aluminum/bronze material.  
Custom-made bushings  
can be available in 7 business days.

INNER DIAMETER	OUTER DIAMETER	LENGTH	RECOMMENDED BORE SIZE	APPLICATION	PART #
<b>SB CHEVY</b>					
0.890	0.975	1.055	0.972 - 0.973	Carrillo - Chevy SB bushing	02-5000
0.926	0.975	1.055	0.972 - 0.973	Carrillo - Chevy SB bushing	02-5001
0.926	0.975	1.125	0.972 - 0.973	Carrillo - Chevy SB bushing	02-5003
0.890	0.980	1.055	0.977 - 0.978	Carrillo or Oliver - Chevy SB bushing	02-5005
0.926	0.980	1.055	0.977 - 0.978	Carrillo or Oliver - Chevy SB bushing	02-5006
0.925	0.982	0.965	0.979 - 0.980	Oliver Ultra Light - Chevy SB bushing	02-5007
0.890	1.000	1.120	0.997 - 0.998	Crower - Chevy SB bushing	02-5020
0.926	1.000	1.120	0.997 - 0.998	Crower - Chevy SB bushing	02-5021
0.890	0.991	1.015	0.988 - 0.989	Lentz - Chevy SB bushing	02-5022
0.926	0.991	1.005	0.988 - 0.989	LA Ent - Chevy SB bushing	02-5024
0.926	0.984	0.940	0.981 - .0982	GM Olds rod to SB Chevy bushing	02-5029
0.874	0.935	1.000	0.932 - 0.933	Chevy SB bushing to .875 pin	02-5034
<b>BB CHEVY</b>					
0.950	1.035	1.060	1.032 - 1.033	Chevy BB bushing	02-5010
0.988	1.035	1.060	1.032 - 1.033	Chevy BB bushing	02-5011
0.950	1.040	1.060	1.037 x 1.038	Chevy BB bushing	02-5012
0.988	1.040	1.060	1.037 - 1.038	Chevy BB bushing	02-5013
0.950	1.038	1.125	1.035 - 1.036	Chevy BB bushing	02-5014
0.988	1.038	1.125	1.035 - 1.036	Chevy BB bushing	02-5015
0.988	1.042	1.125	1.039 - 1.040	Carrillo - Chevy BB bushing	02-5016
0.988	1.052	1.120	1.049 - 1.050	LA Ent. - Chevy BB bushing	02-5037
<b>SB MOPAR</b>					
0.926	0.987	1.200	0.972 - 0.973	340 Mopar bushing (press fit rod)	02-5025
0.984	1.030	0.930	1.027 - 1.028	340 Mopar bushing (press fit rod)	02-5031
0.984	1.040	0.930	1.037 - 1.038	340 Mopar bushing (OE bushed rod)	02-5032
0.984	1.030	1.200	1.027 - 1.028	340 Mopar bushing (press fit rod)	02-5033
0.927	1.010	1.110	1.007 - 1.008	Mopar to SB Chevy bushing - AMC KB Pistons bushing	02-5038
<b>BB MOPAR</b>					
0.926	1.097	1.100	1.094 - 1.095	Hemi to SB Chevy bushing (.927 pin)	02-5026
1.029	1.088	1.250	1.095 - 1.086	426 Hemi bushing (1.031 pin)	02-5027
1.029	1.096	1.075	1.093 - 1.094	440 Mopar bushing	02-5028
0.988	1.097	1.100	1.094 - 1.095	440 Mopar to BB Chevy bushing (.990 pin)	02-5030
0.988	1.045	1.250	1.042 - 1.043	Mopar to BB Chevy bushing (.990 pin)	02-5039
<b>UNIVERSAL</b>					
0.825	0.935	1.720	0.932 - 0.933	Universal bushing	02-4980
0.865	0.972	1.050	0.969 - 0.970	Universal bushing	02-4985
0.875	0.990	1.000	0.987 - .0988	Universal bushing	02-4998
0.890	1.125	1.250	1.122 - 1.123	Universal bushing	02-5008
0.890	1.200	1.250	1.197 - 1.198	Universal bushing	02-5009
0.864	0.975	1.060	0.972 - 0.973	Universal bushing (.866/.875 pin)	02-5035
0.926	1.040	1.200	0.923 - 0.924	Universal bushing (.927 pin)	02-5041
0.988	1.120	1.200	1.049 - 1.050	Universal bushing (.990 pin)	02-5042
0.920	1.019	0.995	1.016 - 1.017	Universal bushing	02-5043
0.926	1.000	1.060	0.997 - 0.998	Universal bushing	02-5044
0.925	0.972	0.970	0.969 - 0.970	Universal bushing	02-5080
0.988	1.048	1.070	1.045 - 1.046	Universal bushing	02-5090



# LIFTER BORE BUSHINGS

INNER DIAMETER	OUTER DIAMETER	LENGTH	TYPE	STOP HEIGHT	RECOMMENDED BORE SIZE	APPLICATION	PART #
<b>BUICK</b>							
0.825	0.935	1.720	Step	0.120	0.933	Buick V6	02-5060
0.760	0.960	1.720	Step	0.120	0.958	Buick V6 (offset bore)	02-5061
<b>CHEVY</b>							
0.810	0.935	1.700	Step	0.120	0.933	Chevy LS1 V8	02-5049
0.810	0.935	1.500	Step	0.120	0.933	Chevy 90* V6/V8	02-5050
0.770	0.960	1.500	Step	0.120	0.958	Chevy 90* V6/V8 (offset bores)	02-5051
0.840	0.965	1.500	Step	0.120	0.963	Chevy 90* V6/V8 (.875 diameter lifter)	02-5052
0.770	0.960	1.400	Step	0.120	0.958	Alum. Chevy 90* V6/V8 (offset bores)	02-5053
0.841	1.002	1.500	Straight	n/a	1.000	Chevy bushing for BHJ fixture	02-5056
0.841	1.002	1.600	Straight	n/a	1.000	Chevy bushing for BHJ fixture	02-5057
0.820	1.002	1.500	Straight	n/a	1.100	Chevy bushing for BHJ fixture (undersize I.D.)	02-5058
<b>FORD</b>							
0.840	0.965	1.670	Step	0.120	0.963	Ford 351 Cleveland	02-5062
0.825	0.935	1.940	Step	0.340	0.933	Ford SVO V6	02-5064
0.770	0.960	1.425	Step	0.120	0.958	Ford SVO V6	02-5065
0.780	0.960	1.720	Step	0.120	0.958	Ford SVO V6	02-5066
0.780	1.010	1.420	Step	0.120	1.008	Ford SVO V6	02-5068
0.780	0.936	1.525	Step	0.120	0.934	Ford SVO V6	02-5069
<b>MOPAR</b>							
0.875	0.995	1.380	Step	0.120	0.993	Mopar 340	02-5054
0.875	0.996	1.380	Step	0.120	0.994	Mopar oversize	02-5070
0.903	1.002	1.700	Straight	n/a	1.000	BB Mopar wedge	02-5071
0.875	0.995	1.700	Step	0.120	0.993	Universal bushing	02-5075
<b>UNIVERSAL</b>							
0.903	1.002	1.500	Step	0.120	1.000	Universal bushing	02-5072
0.903	1.002	1.600	Straight	n/a	1.000	Universal bushing	02-5073
0.810	0.935	1.770	Step	0.120	0.933	Universal bushing	02-5085
0.825	0.935	1.770	Step	0.120	0.933	Universal bushing (.995" O.D. step)	02-5091
0.900	1.025	1.750	Step	0.120	1.023	Universal bushing (1.055" O.D. step)	02-5092

**Note:** Lifter bore bushing must be bored or honed after installation.  
 Minimum press: .001" Maximum press: .002"  
 #609 Loctite® is recommended.

“For guaranteed accuracy and precision without deflection and the fastest turn-around times in the business, for these reasons we choose Trend Performance Products in all our engine builds at Moran Motorsports.”  
 - Mike Moran



“Mike Janis Racing (MJR) relies on Trend Performance products to put them in the Winner’s Circle with their 3000 HP NHRA Pro Mod Camaro! Not only are the products hands down the best we have ever used, the customer service we receive is second to none! We could not be more excited to work with a company like Trend and use their products in all the engines we build around the world. FACT.”  
 - Mike Janis: Owner Jan-Cen Racing Engines/Mike Janis Superchargers - Mike Janis Racing

# LIFTERS

For race engine builders, the adoption of tool steel camshafts, combined with coated tool-steel lifters allowed an increase in valve spring pressures and subsequently higher engine speed. Trend has led this charge and their latest M2 tool steel solid flat tappet lifters for GM, Toyota, Ford, and Chrysler engines are powering much of the circle track world. Below are the latest tool steel flat tappet offerings designed with years of the exotic-materials racing experience only we can offer.

## PREMIUM SERIES

PART #	DESCRIPTION
<b>CHEVROLET</b>	
EC842GM-1	.842 Diameter
EC842GM-1H	.842 Diameter - No oil hole, low movement
EC842GM-2	.842 Diameter - Oil hole in foot
EC842GM-2H	.842 Diameter - Oil hole in foot, low movement
<b>FORD</b>	
EC875FF-1	.875 Diameter
EC875FF-1H	.875 Diameter - No oil hole, low movement
EC875FF-2	.875 Diameter - Oil hole in foot
EC875FF-2H	.875 Diameter - Oil hole in foot, low movement
FYBL	Y-Block Tool Steel
<b>CHRYSLER</b>	
EC904CH-1	.904 Diameter
EC904CH-1H	.904 Diameter - No oil hole, low movement
EC904CH-2	.904 Diameter - Oil hole in foot
EC904CH-2H	.904 Diameter - Oil hole in foot, low movement


## ELITE SERIES

PART #	DESCRIPTION
<b>CHEVROLET</b>	
LM842GM-1	Late Model .842 Diameter
LM842GM-1C	Late Model .842 Diameter, DLC coating
LM842GM-1H	Late Model .842 Diameter, low movement seat assist
LM842GM-2	Late Model .842 Diameter, Oil hole in foot
LM842GM-2H	Late Model .842 Diameter, Oil hole in foot, low movement
<b>FORD</b>	
LM875F-1	Late Model .875 Diameter
LM875F-1C	Late Model .875 Diameter, DLC coating
LM875F-1H	Late Model .875 Diameter, low movement seat assist
LM875F-2	Late Model .875 Diameter, Oil hole in foot
LM75F-2H	Late Model .875 Diameter, Oil hole in foot, low ment
LM904CH-1	Late Model .904 Diameter
<b>CHRYSLER</b>	
LM904CH-1C	Late Model .904 Diameter, DLC coating
LM904CH-1H	Late Model .904 Diameter, low movement seat assist
LM904CH-2	Late Model .904 Dia, Oil hole in foot
LM904CH-2H	Late Model .904 Dia, Oil hole in foot, low movement

- Extremely durable yet lightweight, in most cases 70 grams or less
- Operates reliably at higher RPM and spring pressures
- Available in DLC-coated or uncoated finishes
- Prepared to 63-64 Rc hardness
- Heavy-duty snap ring included
- Available with or without oil hole in foot
- All part numbers with the suffix - 1H or -2H feature a low-movement seat, where seat travel is limited to .015"



Y-BLOCK TOOL STEEL TAPPETS





## **CHROME MOLY ROCKER SHAFTS**

With our exceptionally detailed background in surface finishing, we have expanded our product line to include rocker shafts. Trend Rocker Shafts are made from thicker-wall 4130 chrome molybdenum to increase strength, reducing valvetrain deflection—and reduced friction via a significantly finer surface finish.



## **HEMI SPARK PLUG TUBE SEALS**

Produced from 6061 T6 aluminum billets and finished in a hard anodized bronze-brown color and supplied complete with O-rings, these spark plug tubes prevent oil leaks between the tubes and the valve covers.



## **THRUST BUTTONS**

Trend's one-piece thrust buttons are the perfect means to control end play on your solid or hydraulic roller cam. They are made from 8620 steel and black oxide coated for corrosion resistance. Their unique design bolts onto the front of the camshaft and, unlike conventional buttons, ensures that only the Torrington bearing spins, rather than the body.







*“I demand a lot from my racing engines. Trend produces a superior product! When you pair that with top notch customer service and product development, you get a winning combination. At 11,000 plus RPM's, there just isn't room for second best.”*  
 - Stevie “Fast” Jackson

## DURAMAX ROCKER SHAFTS



Duramax rocker shafts and stanchions are the perfect upgrade for failure-prone OEM equipment. The shafts are machined from 4130 chromoly and can be Super Finished to as fine as 1.5RA. All shafts feature engineered slots for improved oiling and are straightened at 5 points for exacting valvetrain geometry. Stanchions are machined from rigid 6061 aluminum and prevent flexing under extreme operating conditions.




**ROCKER SHAFT STANCHIONS**

## DURAMAX/CUMMINS ROCKER ARM ADJUSTERS

*“With the ever increasing power levels of the race engines today, we can only use the best available products in our builds. The quality, strength and reliability of the products from Trend is fantastic. We use Trend Pushrods and Wrist Pins in every build. The product coupled with the unbelievable customer service makes them a perfect choice for us. Thank you for the awesome product and delivery times!!!”*  
 - Billy Briggs, MotorCity Speed/ Billy Briggs Racing Engines

PART #	DESCRIPTION
TPD-DMX-ADJ-12MM	Duramax 12mm Ball End Factory Replacement
TPD-DMX-ADJ-5C	Duramax 5/16" Cup Adjuster Nitrided
TPD-CUM-ADJ-10MM	Rocker Arm Adjuster Dodge Cummins 10mm 2



# TREND PIN PROGRAM

## WHY WE PREFER AND STOCK H-SERIES PISTON PINS?

H-13 Tool Steel is our featured premium piston pin. It is the best material for most applications in the performance aftermarket. It offers superior compression strength and toughness when compared to alloy steels and can be used successfully in all but the most extreme engine builds. The H-13 is the most popular pin used by Trend's drag racing customers building power added engines.

A Rockwell hardness value around 54Rc and a tempering temperature of approximately 1000o F, make H-13 perfect for customers who prefer using DLC (Diamond Like Carbon) coatings. The typical DLC coating used on a piston pin will withstand about 800o F and transfer heat away from the pin bore. An alloy steel pin that tempers at 300o F will fail at much lower temperatures because of changes that take place in the material.

## WHY WE PREFER AND STOCK TP1-1 SERIES PISTON PINS

Trend Performance has the hardest and toughest piston pin, with the highest compression strength of any material used for a piston pin, this new piston pin is not only exceedingly hard and extremely tough, but also has the lowest coefficient of friction. This pin is a must have for any high RPM application. That is why so many Pro Stock engine builders prefer the TP-1 pin.

Originally developed to replace the M-2 piston pin because it could be tempered to a Rockwell through hardness of greater than 60Rc. Trend's TP-1 pin has the toughness comparable to the maraging steels and the hardness, compressive strength, and the surface qualities of M-2. The TP-1 is the superior high speed tool steel pin.

Trend's wrist pin program is second to none. We are industry standard for high end piston manufacturers. We also offer a custom pin program that emulates custom piston lead times. We offer most of our available material's in custom wrist pin options. Depending on material will depend on the finishes and most pins can be offered with DLC coating. DLC is a very popular and often necessary coating for increasing wear properties and helping with lubricity. A very thin layer of DLC typically within 3-4 micro inches, will offer a 50% reduction in friction and a significant reduction in wear resistance.

Trend performs a superfinishing process in house that is engineered to focus on the peaks of the pin surface. This technology is able to reduce the roughness average on the pin, therefore generating a surface that is ideal to operate inside the piston pin bore without micro-scratch concerns. Trend Pins are heat treated based on recipes that have been tailored and perfected over the years of production. Throughout our extensive history with several different materials, we have dialed in the process to deliver a strong, wear resistant and appropriate hardness for all wrist pin's.

When ordering a custom or modified wrist pin the important dimensions are of course OD (outside diameter) keep in mind the average Trend tolerance is  $\pm .0001$ ", the length which has a tolerance of  $\pm .005$ ", wall thickness which has a tolerance of  $\pm .005$ " and often overlooked but imperative to installation, chamfered or square end. Depending on the type of pin lock your piston came with will determine whether you are in need of a square cut end for spiro/double spiro locks, tru-arc or buttons. Chamfered pins will engage a round wire lock of a specific diameter typically dictated by piston manufacturer. When requesting a chamfered pin, it is crucial we understand which piston brand you are utilizing so we can machine the appropriate chamfer. Wrist pin end play and lock engagement is ultra-dependent on this dimension.

## WRIST PINS MATERIAL

### ALLOY 4130

Our basic pin with good core strength and good wear properties when carburized. (G-Pin)

### ALLOY 9310

The favorite pin material for circle track racing (NASCAR) up until the late 1990's. Dale Jarrett was probably the last to win a Championship with 9310. It has better core strength than the 4130, and most often made of aircraft quality material. The quality is an improvement over 4130 with better core strength and toughness. It has never been widely accepted in drag racing.

### TOOL STEEL H13

The H13 pin material provides a higher core hardness and compression strength than 9310. The 9310 pin provides a lower surface friction because it is case hardened, but the H13 pin has similar properties when nitrided. The H13 can be used in drag racing and oval track racing. The best example of H13 in oval track racing is Clements Racing Engines a premier dirt track engine builder. They use the H13 with a DLC coating. It is a much better pin to coat than 9310 because of the higher draw temperature of H13.

### MARAGING C350/C300

The DLC coated C350 pin replaced 9310 pin by the year 2000 for most NASCAR applications. C300 was also used by some teams. Top Fuel teams use C300 in their motors. The C350/C300 pins have a very high compressive strength and they spring back into shape. The material is expensive, hard to machine, and hard to finish (polish). The Pro Stock teams quit using C350 about 10 years ago because the coating would not stay on in a Pro Stock Motor at the high RPM's they were running.

### TOOL STEEL TP1

The TP1 pin replaced C350 in Pro Stock. Coatings work better on TP1 then on C350. The TP1 material is easier to machine and finish. A property which helps achieve better and more consistent surface finishes. TP1 has a compression strength equal or better than C350 depending on the heat treat. The material will also deform when over stressed and not break. Over all we feel it offer the best value in a pin.

*"In the high demand of nitrous promod, we rely on Trend Performance for our wrist pins exclusively, they have never let us down!"*  
- Pat Musi, Musi Racing Engines



# H-13 PINS

H13 Tool Steel High Impact Pins (H-series) Super Finished OD Precision Honed, Premium Upgrade  
**PLEASE CALL TO CHECK STOCKS.**

Item Number	Diameter	Length	Wall Thickness	Gram Wt.	Availability	Product Line Desc.
H6301650100C	0.630	1.650	0.100	34	N	H-13 Material .630D x 1.650L x .100W Chamfered
H6692000125C	0.669	2.000	0.125	53	S	H-13 Material .669D x 2.000L x .125W Chamfered
H66921820112C	0.6692	1.820	0.112	53	N	H-13 Material .669D x 1.820L x .112W Chamfered
H6692500125C	0.669	2.500	0.125	67	S	H-13 Material .669D x 2.500L x .125W Chamfered
H7081950155TC	0.708	1.950	0.155	60	N	H-13 Material .708D x 1.950L x .155W Chamfered & Tapered
H7082000125C	0.708	2.000	0.125	57	S	H-13 Material .708D x 2.000L x .125W Chamfered
H7082000125CD	0.708	2.000	0.125	57	S	H-13 Material .708D x 2.000L x .125W Chamfered & Coated
H70861820180C	.7086	1.820	0.190	68	N	H-13 Material .708D x 1.820L x .190W Chamfered & Coated
H7482000125C	0.748	2.000	0.125	61	S	H-13 Material .748D x 2.000L x .125W Chamfered
H7482000155CD	.748	2.000	0.155	72	N	H-13 Material .748D x 2.000L x .155W Chamfered & Coated
H7482200095	.748	2.000	0.095	55	N	H-13 Material .748D x 2.000L x .095W
H7482200155	.748	2.000	0.155	82	N	H-13 Material .748D x 2.000L x .155W
H78651820125C	.7865	1.820	0.125	59	S	H-13 Material .786D x 1.820L x .125W Chamfered
H7871175200C	.787	1.175	0.200	54	N	H-13 Material .787D x 1.175L x .200W Chamfered
H7871820125C	.787	1.820	0.125	59	N	H-13 Material .787D x 1.820L x .125W Chamfered
H7871925175C	.787	1.925	0.175	81	N	H-13 Material .787D x 1.925L x .175W Chamfered
H7871970155	.787	1.970	0.155	78	N	H-13 Material .787D x 1.970L x .155W
H7871970160	.787	1.970	0.160	80	N	H-13 Material .787D x 1.970L x .160W
H7872000125C	.787	2.000	0.125	65	N	H-13 Material .787D x 2.000L x .125W Chamfered
H7872000205C	.787	2.000	0.205	94	S	H-13 Material .787D x 2.000L x .205W Chamfered
H7872200205C	.787	2.200	0.205	104	N	H-13 Material .787D x 2.200L x .205W Chamfered
H7872250155	.787	2.250	0.155	89	N	H-13 Material .787D x 2.250L x .155W
H7872250155C	.787	2.250	0.155	87	N	H-13 Material .787D x 2.250L x .155W Chamfered
H7872250165CD	.787	2.250	0.165	91	N	H-13 Material .787D x 2.250L x .165W Chamfered & Coated
H7872250185C	.787	2.250	0.185	99	N	H-13 Material .787D x 2.250L x .185W Chamfered
H7872500125	.787	2.500	0.125	83	N	H-13 Material .787D x 2.500L x .125W
H7872500145	.787	2.500	0.145	94	N	H-13 Material .787D x 2.500L x .145W
H7872500145C	.787	2.500	0.145	92	N	H-13 Material .787D x 2.500L x .145W Chamfered
H7872560125	.787	2.560	0.125	85	N	H-13 Material .787D x 2.560L x .125W
H7992400165	.799	2.400	0.165	101	N	H-13 Material .799D x 2.400L x .165W
H8122000125C	.812	2.000	0.125	67	N	H-13 Material .812D x 2.000L x .125W Chamfered
H8122180155C	.812	2.180	0.155	88	N	H-13 Material .812D x 2.180L x .155W Chamfered
H8122250155C	.812	2.250	0.155	90	N	H-13 Material .812D x 2.250L x .155W Chamfered
H8122500125	.812	2.500	0.125	87	N	H-13 Material .812D x 2.500L x .125W
H8122500125C	.812	2.500	0.125	85	N	H-13 Material .812D x 2.500L x .125W Chamfered
H8122500125T	.812	2.500	0.125	84	N	H-13 Material .812D x 2.500L x .125W Tapered
H8122500145C	.812	2.500	0.145	96	N	H-13 Material .812D x 2.500L x .145W Chamfered
H82672250200	.8267	2.250	0.200	114	N	H-13 Material .8267D x 2.250L x .200W
H8271800165C	.827	1.800	0.165	77	N	H-13 Material .827D x 1.800L x .165W Chamfered
H8272000125C	.827	2.000	0.125	69	S	H-13 Material .827D x 2.000L x .125W Chamfered
H8272000125CD	.827	2.000	0.125	69	N	H-13 Material .827D x 2.000L x .125W Chamfered & Coated
H8272000135C	.827	2.000	0.135	73	N	H-13 Material .827D x 2.000L x .135W Chamfered
H8272250125C	.827	2.250	0.125	78	N	H-13 Material .827D x 2.250L x .125W Chamfered
H8272250165	.827	2.250	0.165	99	N	H-13 Material .827D x 2.250L x .165W

Item Number	Diameter	Length	Wall Thickness	Gram Wt.	Availability	Product Line Desc.
H8272300155C	.827	2.300	0.155	95	N	H-13 Material .827D x 2.300L x .155W Chamfered
H8272500145C	.827	2.500	0.145	98	N	H-13 Material .827D x 2.500L x .145W Chamfered
H8272500155	.827	2.500	0.155	105	N	H-13 Material .827D x 2.500L x .155W
H8272500155C	.827	2.500	0.155	103	S	H-13 Material .827D x 2.500L x .155W Chamfered
H8272500155CD	.827	2.500	0.155	103	N	H-13 Material .827D x 2.500L x .155W Chamfered & Coated
H8272500155D	.827	2.500	0.155	105	N	H-13 Material .827D x 2.500L x .155W Coated
H8272500180C	.827	2.500	0.180	115	N	H-13 Material .827D x 2.500L x .180W Chamfered
H8272500185C	.827	2.500	0.185	118	N	H-13 Material .827D x 2.500L x .185W Chamfered
H8272750155	.827	2.750	0.155	116	N	H-13 Material .827D x 2.750L x .155W
H8661800200C	.866	1.800	0.200	95	N	H-13 Material .866D x 1.800L x .200W Chamfered
H8662000200	.866	2.000	0.200	107	N	H-13 Material .866D x 2.000L x .200W
H8662150220CD	.866	2.150	0.220	121	N	H-13 Material .866D x 2.150L x .220W Chamfered & Coated
H8662200165CD	.866	2.200	0.165	101	N	H-13 Material .866D x 2.200L x .165W Chamfered & Coated
H8662250125C	.866	2.250	0.125	82	S	H-13 Material .866D x 2.250L x .125W Chamfered
H8662250155C	.866	2.250	0.155	98	S	H-13 Material .866D x 2.250L x .155W Chamfered
H8662250175CD	.866	2.250	0.175	108	N	H-13 Material .866D x 2.250L x .175W Chamfered & Coated
H8662250185C	.866	2.250	0.185	112	S	H-13 Material .866D x 2.250L x .185W Chamfered
H8662250185CD	.866	2.250	0.185	112	N	H-13 Material .866D x 2.250L x .185W Chamfered & Coated
H8662250200	.866	2.250	0.200	121	N	H-13 Material .866D x 2.250L x .200W
H8662250200C	.866	2.250	0.200	119	N	H-13 Material .866D x 2.250L x .200W Chamfered
H8662250225C	.866	2.250	0.225	129	S	H-13 Material .866D x 2.250L x .225W Chamfered
H8662250250C	.866	2.250	0.250	139	S	H-13 Material .866D x 2.250L x .250W Chamfered
H8662288200CD	.866	2.288	0.200	121	N	H-13 Material .866D x 2.288L x .200W Chamfered & Coated
H8662400155	.866	2.400	0.155	107	N	H-13 Material .866D x 2.400L x .155W
H8662400155C	.866	2.400	0.155	105	S	H-13 Material .866D x 2.400L x .155W Chamfered
H8662500095	.866	2.500	0.095	74	N	H-13 Material .866D x 2.500L x .095W
H8662500155	.866	2.500	0.155	111	S	H-13 Material .866D x 2.500L x .155W
H8662500155C	.866	2.500	0.155	109	S	H-13 Material .866D x 2.500L x .155W Chamfered
H8662500155D	.866	2.500	0.155	109	N	H-13 Material .866D x 2.500L x .155W Coated
H8662500185	.866	2.500	0.185	127	S	H-13 Material .866D x 2.500L x .185W
H8662500185CD	.866	2.500	0.185	125	N	H-13 Material .866D x 2.500L x .185W Chamfered & Coated
H8662500200	.866	2.500	0.200	134	S	H-13 Material .866D x 2.500L x .200W
H8662500200C	.866	2.500	0.200	132	S	H-13 Material .866D x 2.500L x .200W Chamfered
H8662500200CD	.866	2.500	0.200	132	N	H-13 Material .866D x 2.500L x .200W Chamfered & Coated
H8662500220	.866	2.500	0.220	143	S	H-13 Material .866D x 2.500L x .220W
H8662500220CD	.866	2.500	0.220	141	N	H-13 Material .866D x 2.500L x .220W Chamfered & Coated
H8662750155	.866	2.750	0.155	122	N	H-13 Material .866D x 2.750L x .155W
H8662750155CD	.866	2.750	0.155	120	N	H-13 Material .866D x 2.750L x .155W Chamfered & Coated
H8662750185C	.866	2.750	0.185	138	N	H-13 Material .866D x 2.750L x .185W Chamfered
H8662750185CD	.866	2.750	0.185	138	N	H-13 Material .866D x 2.750L x .185W Chamfered & Coated
H8662850185	.866	2.850	0.185	145	N	H-13 Material .866D x 2.850L x .185W
H8662950155	.866	2.950	0.155	131	N	H-13 Material .866D x 2.950L x .155W
H8672000200	.867	2.000	0.200	108	N	H-13 Material .867D x 2.000L x .200W
H8672250185C	.867	2.250	0.185	112	N	H-13 Material .867D x 2.250L x .185W Chamfered
H8672750155C	.867	2.750	0.155	120	N	H-13 Material .867D x 2.750L x .155W Chamfered
H8672750200	.867	2.750	0.200	134	N	H-13 Material .867D x 2.750L x .200W

CONTINUED ON NEXT PAGE 





# H-13 PINS (CONTINUED)

Item Number	Diameter	Length	Wall Thickness	Gram Wt.	Availability	Product Line Desc.
H8682250185C	.868	2.250	0.185	113	N	H-13 Material .868D x 2.250L x .185W Chamfered
H8682750155	.868	2.750	0.155	123	N	H-13 Material .868D x 2.750L x .155W
H8682750200	.868	2.750	0.200	148	N	H-13 Material .868D x 2.750L x .200W
H8682850155	.868	2.850	0.155	127	N	H-13 Material .868D x 2.850L x .155W
H8682850155D	.868	2.850	0.155	127	N	H-13 Material .868D x 2.850L x .155W Coated
H8752250095	.875	2.250	0.095	67	N	H-13 Material .875D x 2.250L x .095W
H8752250125	.875	2.250	0.125	85	N	H-13 Material .875D x 2.250L x .125W
H8752250155C	.875	2.250	0.155	99	N	H-13 Material .875D x 2.250L x .155W Chamfered
H8752500125	.875	2.500	0.125	95	S	H-13 Material .875D x 2.500L x .125W
H8752500125C	.875	2.500	0.125	93	S	H-13 Material .875D x 2.500L x .125W Chamfered
H8752500145	.875	2.500	0.145	107	N	H-13 Material .875D x 2.500L x .145W
H8752500155	.875	2.500	0.155	113	N	H-13 Material .875D x 2.500L x .155W
H8752500155C	.875	2.500	0.155	111	N	H-13 Material .875D x 2.500L x .155W Chamfered
H8752750125	.875	2.750	0.125	104	N	H-13 Material .875D x 2.750L x .125W
H8782500125	.878	2.500	0.125	95	N	H-13 Material .878D x 2.500L x .125W
H8802500125	.880	2.500	0.125	95	N	H-13 Material .880D x 2.500L x .125W
H8852500255	.885	2.500	0.255	162	N	H-13 Material .885D x 2.500L x .255W
H9052250125C	.905	2.250	0.125	86	S	H-13 Material .905D x 2.250L x .125W Chamfered
H9052250125CD	.905	2.250	0.125	86	S	H-13 Material .905D x 2.250L x .125W Chamfered & Coated
H9052250145	.905	2.250	0.145	100	N	H-13 Material .905D x 2.250L x .145W
H9052250155	.905	2.250	0.155	105	N	H-13 Material .905D x 2.250L x .155W
H9052250155C	.905	2.250	0.155	103	S	H-13 Material .905D x 2.250L x .155W Chamfered
H9052250165C	.905	2.250	0.165	109	S	H-13 Material .905D x 2.250L x .165W Chamfered
H9052250165CD	.905	2.250	0.165	109	N	H-13 Material .905D x 2.250L x .165W Chamfered & Coated
H9052250200C	.905	2.250	0.200	126	N	H-13 Material .905D x 2.250L x .200W Chamfered
H9052250205C	.905	2.250	0.205	128	S	H-13 Material .905D x 2.250L x .205W Chamfered
H9052250250C	.905	2.250	0.250	148	S	H-13 Material .905D x 2.250L x .250W Chamfered
H9052330225C	.905	2.330	0.225	142	N	H-13 Material .905D x 2.330L x .225W Chamfered
H9052500155	.905	2.500	0.155	117	N	H-13 Material .905D x 2.500L x .155W
H9052500155C	.905	2.500	0.155	115	S	H-13 Material .905D x 2.500L x .155W Chamfered
H9052500175C	.905	2.500	0.175	127	N	H-13 Material .905D x 2.500L x .175W Chamfered
H9052500200C	.905	2.500	0.200	140	S	H-13 Material .905D x 2.500L x .200W Chamfered
H9052500240CD	.905	2.500	0.240	160	N	H-13 Material .905D x 2.500L x .240W Chamfered & Coated
H9052500250C	.905	2.500	0.250	164	S	H-13 Material .905D x 2.500L x .250W Chamfered
H9052750165C	.905	2.750	0.165	133	N	H-13 Material .905D x 2.750L x .165W Chamfered
H9052950145	.905	2.950	0.145	131	N	H-13 Material .905D x 2.950L x .145W
H9062500155	.906	2.500	0.155	117	N	H-13 Material .906D x 2.500L x .155W
H9122400125	.912	2.400	0.125	95	N	H-13 Material .912D x 2.400L x .125W
H9122500115	.912	2.500	0.115	92	N	H-13 Material .912D x 2.500L x .115W
H9122500125	.912	2.500	0.125	99	N	H-13 Material .912D x 2.500L x .125W
H9122500155	.912	2.500	0.155	118	N	H-13 Material .912D x 2.500L x .155W
H9122500155C	.912	2.500	0.155	116	N	H-13 Material .912D x 2.500L x .155W Chamfered
H9122750145C	.912	2.750	0.145	121	N	H-13 Material .912D x 2.750L x .145W Chamfered
H9122750145CD	.912	2.750	0.145	121	N	H-13 Material .912D x 2.750L x .145W Chamfered & Coated
H9122750155	.912	2.750	0.155	130	S	H-13 Material .912D x 2.750L x .155W

Item Number	Diameter	Length	Wall Thickness	Gram Wt.	Availability	Product Line Desc.
H9122750185	.912	2.750	0.185	149	N	H-13 Material .912D x 2.750L x .185W
H9122850145	.912	2.850	0.145	128	N	H-13 Material .912D x 2.850L x .145W
H9122950155	.912	2.950	0.155	140	N	H-13 Material .912D x 2.950L x .155W
H9122950220	.912	2.950	0.220	181	N	H-13 Material .912D x 2.950L x .220W
H9152500200	.915	2.500	0.200	144	N	H-13 Material .915D x 2.500L x .200W
H9252950205	.925	2.950	0.205	176	S	H-13 Material .925D x 2.950L x .205W
H9272000185C	.927	2.000	0.185	109	N	H-13 Material .927D x 2.000L x .185W Chamfered
H9272000225CD	.927	2.000	0.225	125	N	H-13 Material .927D x 2.000L x .225W Chamfered & Coated
H9272200125C	.927	2.200	0.125	87	N	H-13 Material .927D x 2.200L x .125W Chamfered
H9272200145	.927	2.200	0.145	101	N	H-13 Material .927D x 2.200L x .145W
H9272200145C	.927	2.200	0.145	99	N	H-13 Material .927D x 2.200L x .145W Chamfered
H9272200145CD	.927	2.200	0.145	99	N	H-13 Material .927D x 2.200L x .145W Chamfered & Coated
H9272200155	.927	2.200	0.155	106	S	H-13 Material .927D x 2.200L x .155W
H9272200165	.927	2.200	0.165	112	S	H-13 Material .927D x 2.200L x .165W
H9272200165C	.927	2.200	0.165	110	S	H-13 Material .927D x 2.200L x .165W Chamfered
H9272200165CD	.927	2.200	0.165	110	N	H-13 Material .927D x 2.200L x .165W Chamfered & Coated
H9272200175	.927	2.200	0.175	117	S	H-13 Material .927D x 2.200L x .175W
H9272200185	.927	2.200	0.185	122	S	H-13 Material .927D x 2.200L x .185W
H9272200185C	.927	2.200	0.185	120	S	H-13 Material .927D x 2.200L x .185W Chamfered
H9272200185CD	.927	2.200	0.185	120	N	H-13 Material .927D x 2.200L x .185W Chamfered & Coated
H9272200185D	.927	2.200	0.185	122	N	H-13 Material .927D x 2.200L x .185W Coated
H9272200200	.927	2.200	0.200	129	S	H-13 Material .927D x 2.200L x .200W
H9272200225	.927	2.200	0.225	140	N	H-13 Material .927D x 2.200L x .225W
H9272200225C	.927	2.200	0.225	138	N	H-13 Material .927D x 2.200L x .225W Chamfered
H9272250125C	.927	2.250	0.125	89	N	H-13 Material .927D x 2.250L x .125W Chamfered
H9272250135C	.927	2.250	0.135	95	N	H-13 Material .927D x 2.250L x .135W Chamfered
H9272250145C	.927	2.250	0.145	103	N	H-13 Material .927D x 2.250L x .145W Chamfered
H9272250155CD	.927	2.250	0.155	107	N	H-13 Material .927D x 2.250L x .155W Chamfered & Coated
H9272250165	.927	2.250	0.165	114	N	H-13 Material .927D x 2.250L x .165W
H9272250165C	.927	2.250	0.165	112	S	H-13 Material .927D x 2.250L x .165W Chamfered
H9272250175C	.927	2.250	0.175	117	N	H-13 Material .927D x 2.250L x .175W Chamfered
H9272250185C	.927	2.250	0.185	123	S	H-13 Material .927D x 2.250L x .185W Chamfered
H9272250185CD	.927	2.250	0.185	123	S	H-13 Material .927D x 2.250L x .185W Chamfered & Coated
H9272250200C	.927	2.250	0.200	131	S	H-13 Material .927D x 2.250L x .200W Chamfered
H9272250205C	.927	2.250	0.205	132	S	H-13 Material .927D x 2.250L x .205W Chamfered
H9272250215	.927	2.250	0.215	139	N	H-13 Material .927D x 2.250L x .215W
H9272250215C	.927	2.250	0.215	137	N	H-13 Material .927D x 2.250L x .215W Chamfered
H9272250225	.927	2.250	0.225	143	N	H-13 Material .927D x 2.250L x .225W
H9272250225C	.927	2.250	0.225	141	S	H-13 Material .927D x 2.250L x .225W Chamfered
H9272250250	.927	2.250	0.250	154	N	H-13 Material .927D x 2.250L x .250W
H9272250250C	.927	2.250	0.250	153	S	H-13 Material .927D x 2.250L x .250W Chamfered
H9272300145C	.927	2.300	0.145	103	N	H-13 Material .927D x 2.300L x .145W Chamfered
H9272300165CD	.927	2.300	0.165	115	N	H-13 Material .927D x 2.300L x .165W Chamfered & Coated
H9272300200CD	.927	2.300	0.200	133	N	H-13 Material .927D x 2.300L x .200W Chamfered & Coated
H9272400125	.927	2.400	0.125	97	N	H-13 Material .927D x 2.400L x .125W
H9272400125C	.927	2.400	0.125	95	S	H-13 Material .927D x 2.400L x .125W Chamfered

CONTINUED ON NEXT PAGE 



# H-13 PINS (CONTINUED)

Item Number	Diameter	Length	Wall Thickness	Gram Wt.	Availability	Product Line Desc.
H9272400135	.927	2.400	0.135	103	N	H-13 Material .927D x 2.400L x .135W
H9272400135C	.927	2.400	0.135	101	N	H-13 Material .927D x 2.400L x .135W Chamfered
H9272400145	.927	2.400	0.145	110	N	H-13 Material .927D x 2.400L x .145W
H9272400145C	.927	2.400	0.145	108	N	H-13 Material .927D x 2.400L x .145W Chamfered
H9272400155	.927	2.400	0.155	116	N	H-13 Material .927D x 2.400L x .155W
H9272400155C	.927	2.400	0.155	114	N	H-13 Material .927D x 2.400L x .155W Chamfered
H9272400185	.927	2.400	0.185	133	S	H-13 Material .927D x 2.400L x .185W
H9272400185CD	.927	2.400	0.185	131	N	H-13 Material .927D x 2.400L x .185W Chamfered & Coated
H9272400185D	.927	2.400	0.185	133	N	H-13 Material .927D x 2.400L x .185W Coated
H9272400205	.927	2.400	0.205	143	N	H-13 Material .927D x 2.400L x .205W
H9272500095	.927	2.500	0.095	80	N	H-13 Material .927D x 2.500L x .095W
H9272500095C	.927	2.500	0.095	78	N	H-13 Material .927D x 2.500L x .095W Chamfered
H9272500105	.927	2.500	0.105	87	N	H-13 Material .927D x 2.500L x .105W
H9272500105C	.927	2.500	0.105	85	N	H-13 Material .927D x 2.500L x .105W Chamfered
H9272500115	.927	2.500	0.115	94	N	H-13 Material .927D x 2.500L x .115W
H9272500125	.927	2.500	0.125	101	S	H-13 Material .927D x 2.500L x .125W
H9272500125C	.927	2.500	0.125	99	S	H-13 Material .927D x 2.500L x .125W Chamfered
H9272500135	.927	2.500	0.135	108	S	H-13 Material .927D x 2.500L x .135W
H9272500145	.927	2.500	0.145	114	S	H-13 Material .927D x 2.500L x .145W
H9272500145C	.927	2.500	0.145	112	S	H-13 Material .927D x 2.500L x .145W Chamfered
H9272500145CD	.927	2.500	0.145	112	N	H-13 Material .927D x 2.500L x .145W Chamfered & Coated
H9272500155	.927	2.500	0.155	121	S	H-13 Material .927D x 2.500L x .155W
H9272500155C	.927	2.500	0.155	119	S	H-13 Material .927D x 2.500L x .155W Chamfered
H9272500155CD	.927	2.500	0.155	119	S	H-13 Material .927D x 2.500L x .155W Chamfered & Coated
H9272500155D	.927	2.500	0.155	121	N	H-13 Material .927D x 2.500L x .155W Coated
H9272500165	.927	2.500	0.165	127	S	H-13 Material .927D x 2.500L x .165W
H9272500165C	.927	2.500	0.165	125	S	H-13 Material .927D x 2.500L x .165W Chamfered
H9272500165CD	.927	2.500	0.165	125	N	H-13 Material .927D x 2.500L x .165W Chamfered & Coated
H9272500175	.927	2.500	0.175	133	S	H-13 Material .927D x 2.500L x .175W
H9272500175C	.927	2.500	0.175	131	N	H-13 Material .927D x 2.500L x .175W Chamfered
H9272500185	.927	2.500	0.185	138	S	H-13 Material .927D x 2.500L x .185W
H9272500185C	.927	2.500	0.185	136	S	H-13 Material .927D x 2.500L x .185W Chamfered
H9272500185CD	.927	2.500	0.185	136	N	H-13 Material .927D x 2.500L x .185W Chamfered & Coated
H9272500185D	.927	2.500	0.185	138	N	H-13 Material .927D x 2.500L x .185W Coated
H9272500195	.927	2.500	0.195	144	N	H-13 Material .927D x 2.500L x .195W
H9272500195C	.927	2.500	0.195	142	N	H-13 Material .927D x 2.500L x .195W Chamfered
H9272500200	.927	2.500	0.200	147	N	H-13 Material .927D x 2.500L x .200W
H9272500205	.927	2.500	0.205	149	S	H-13 Material .927D x 2.500L x .205W
H9272500205D	.927	2.500	0.205	149	N	H-13 Material .927D x 2.500L x .205W Coated
H9272500215	.927	2.500	0.215	154	N	H-13 Material .927D x 2.500L x .215W
H9272500215C	.927	2.500	0.215	152	N	H-13 Material .927D x 2.500L x .215W Chamfered
H9272500215D	.927	2.500	0.215	154	N	H-13 Material .927D x 2.500L x .215W Coated
H9272500225	.927	2.500	0.225	159	N	H-13 Material .927D x 2.500L x .225W
H9272500225C	.927	2.500	0.225	157	S	H-13 Material .927D x 2.500L x .225W Chamfered

Item Number	Diameter	Length	Wall Thickness	Gram Wt.	Availability	Product Line Desc.
H9272500225CD	.927	2.500	0.225	157	N	H-13 Material .927D x 2.500L x .225W Chamfered & Coated
H9272750095	.927	2.750	0.095	88	N	H-13 Material .927D x 2.750L x .095W
H9272750105	.927	2.750	0.105	96	N	H-13 Material .927D x 2.750L x .105W
H9272750115	.927	2.750	0.115	104	N	H-13 Material .927D x 2.750L x .115W
H9272750125	.927	2.750	0.125	111	N	H-13 Material .927D x 2.750L x .125W
H9272750135	.927	2.750	0.135	119	N	H-13 Material .927D x 2.750L x .135W
H9272750145	.927	2.750	0.145	126	S	H-13 Material .927D x 2.750L x .145W
H9272750145C	.927	2.750	0.145	124	S	H-13 Material .927D x 2.750L x .145W Chamfered
H9272750145CD	.927	2.750	0.145	124	N	H-13 Material .927D x 2.750L x .145W Chamfered & Coated
H9272750145D	.927	2.750	0.145	126	N	H-13 Material .927D x 2.750L x .145W Coated
H9272750150CD	.927	2.750	0.150	127	N	H-13 Material .927D x 2.750L x .150W Chamfered & Coated
H9272750155	.927	2.750	0.155	133	S	H-13 Material .927D x 2.750L x .155W
H9272750155C	.927	2.750	0.155	131	S	H-13 Material .927D x 2.750L x .155W Chamfered
H9272750155CD	.927	2.750	0.155	131	S	H-13 Material .927D x 2.750L x .155W Chamfered & Coated
H9272750155D	.927	2.750	0.155	133	N	H-13 Material .927D x 2.750L x .155W Coated
H9272750165	.927	2.750	0.165	139	S	H-13 Material .927D x 2.750L x .165W
H9272750165C	.927	2.750	0.165	137	S	H-13 Material .927D x 2.750L x .165W Chamfered
H9272750165CD	.927	2.750	0.165	137	N	H-13 Material .927D x 2.750L x .165W Chamfered & Coated
H9272750165D	.927	2.750	0.165	139	N	H-13 Material .927D x 2.750L x .165W Coated
H9272750175	.927	2.750	0.175	146	S	H-13 Material .927D x 2.750L x .175W
H9272750175C	.927	2.750	0.175	144	N	H-13 Material .927D x 2.750L x .175W Chamfered
H9272750185	.927	2.750	0.185	152	S	H-13 Material .927D x 2.750L x .185W
H9272750185C	.927	2.750	0.185	150	S	H-13 Material .927D x 2.750L x .185W Chamfered
H9272750185CD	.927	2.750	0.185	150	S	H-13 Material .927D x 2.750L x .185W Chamfered & Coated
H9272750185D	.927	2.750	0.185	152	N	H-13 Material .927D x 2.750L x .185W Coated
H9272750190	.927	2.750	0.190	155	N	H-13 Material .927D x 2.750L x .190W
H9272750195	.927	2.750	0.195	158	S	H-13 Material .927D x 2.750L x .195W
H9272750205	.927	2.750	0.205	164	S	H-13 Material .927D x 2.750L x .205W
H9272750205C	.927	2.750	0.205	162	N	H-13 Material .927D x 2.750L x .205W Chamfered
H9272750205CD	.927	2.750	0.205	162	N	H-13 Material .927D x 2.750L x .205W Chamfered & Coated
H9272750205D	.927	2.750	0.205	164	N	H-13 Material .927D x 2.750L x .205W Coated
H9272750215	.927	2.750	0.215	170	S	H-13 Material .927D x 2.750L x .215W
H9272750225	.927	2.750	0.225	175	S	H-13 Material .927D x 2.750L x .225W
H9272750225C	.927	2.750	0.225	173	N	H-13 Material .927D x 2.750L x .225W Chamfered
H9272750225CD	.927	2.750	0.225	173	N	H-13 Material .927D x 2.750L x .225W Chamfered & Coated
H9272835145	.927	2.835	0.145	130	N	H-13 Material .927D x 2.835L x .145W
H9272950095	.927	2.950	0.095	94	N	H-13 Material .927D x 2.950L x .095W
H9272950105	.927	2.950	0.105	103	N	H-13 Material .927D x 2.950L x .105W
H9272950115	.927	2.950	0.115	111	N	H-13 Material .927D x 2.950L x .115W
H9272950125	.927	2.950	0.125	119	N	H-13 Material .927D x 2.950L x .125W
H9272950125C	.927	2.950	0.125	117	N	H-13 Material .927D x 2.950L x .125W Chamfered
H9272950135	.927	2.950	0.135	127	N	H-13 Material .927D x 2.950L x .135W
H9272950145	.927	2.950	0.145	135	N	H-13 Material .927D x 2.950L x .145W
H9272950145C	.927	2.950	0.145	133	N	H-13 Material .927D x 2.950L x .145W Chamfered
H9272950155	.927	2.950	0.155	142	S	H-13 Material .927D x 2.950L x .155W
H9272950155C	.927	2.950	0.155	140	N	H-13 Material .927D x 2.950L x .155W Chamfered

CONTINUED ON NEXT PAGE 





# H-13 PINS (CONTINUED)

Item Number	Diameter	Length	Wall Thickness	Gram Wt.	Availability	Product Line Desc.
H9272950165	.927	2.950	0.165	150	S	H-13 Material .927D x 2.950L x .165W
H9272950165C	.927	2.950	0.165	148	N	H-13 Material .927D x 2.950L x .165W Chamfered
H9272950175	.927	2.950	0.175	157	S	H-13 Material .927D x 2.950L x .175W
H9272950175C	.927	2.950	0.175	155	N	H-13 Material .927D x 2.950L x .175W Chamfered
H9272950185	.927	2.950	0.185	163	S	H-13 Material .927D x 2.950L x .185W
H9272950185C	.927	2.950	0.185	161	S	H-13 Material .927D x 2.950L x .185W Chamfered
H9272950185D	.927	2.950	0.185	163	N	H-13 Material .927D x 2.950L x .185W Coated
H9272950195	.927	2.950	0.195	170	S	H-13 Material .927D x 2.950L x .195W
H9272950205	.927	2.950	0.205	176	S	H-13 Material .927D x 2.950L x .205W
H9272950205C	.927	2.950	0.205	174	N	H-13 Material .927D x 2.950L x .205W Chamfered
H9272950215	.927	2.950	0.215	182	S	H-13 Material .927D x 2.950L x .215W
H9272950215C	.927	2.950	0.215	180	N	H-13 Material .927D x 2.950L x .215W Chamfered
H9272950220T	.927	2.950	0.220	162	N	H-13 Material .927D x 2.950L x .220W Tapered
H9272950225	.927	2.950	0.225	188	S	H-13 Material .927D x 2.950L x .225W
H9272950225CD	.927	2.950	0.225	186	N	H-13 Material .927D x 2.950L x .225W Chamfered & Coated
H9272950225D	.927	2.950	0.225	188	N	H-13 Material .927D x 2.950L x .225W Coated
H9272950250	.927	2.950	0.250	201	N	H-13 Material .927D x 2.950L x .250W
H9273000125	.927	3.000	0.125	121	N	H-13 Material .927D x 3.000L x .125W
H9273100250	.927	3.100	0.250	212	N	H-13 Material .927D x 3.100L x .250W
H9273125200T	.927	3.125	0.200	169	N	H-13 Material .927D x 3.125L x .200W Tapered
H9282500125	.928	2.500	0.125	101	N	H-13 Material .928D x 2.500L x .125W
H9282500145	.928	2.500	0.145	114	N	H-13 Material .928D x 2.500L x .145W
H9282500145C	.928	2.500	0.145	112	N	H-13 Material .928D x 2.500L x .145W Chamfered
H9282500145D	.928	2.500	0.145	114	N	H-13 Material .928D x 2.500L x .145W Coated
H9282500165	.928	2.500	0.165	127	N	H-13 Material .928D x 2.500L x .165W
H9282500165C	.928	2.500	0.165	125	N	H-13 Material .928D x 2.500L x .165W Chamfered
H9282500165CD	.928	2.500	0.165	125	N	H-13 Material .928D x 2.500L x .165W Chamfered & Coated
H9282500185	.928	2.500	0.185	139	N	H-13 Material .928D x 2.500L x .185W
H9282500185D	.928	2.500	0.185	139	N	H-13 Material .928D x 2.500L x .185W Coated
H9282500200	.928	2.500	0.200	147	N	H-13 Material .928D x 2.500L x .200W
H9282500225CD	.928	2.500	0.225	157	N	H-13 Material .928D x 2.500L x .225W Chamfered & Coated
H9282750125	.928	2.750	0.125	111	N	H-13 Material .928D x 2.750L x .125W
H9282750145	.928	2.750	0.145	126	N	H-13 Material .928D x 2.750L x .145W
H9282750145C	.928	2.750	0.145	124	N	H-13 Material .928D x 2.750L x .145W Chamfered
H9282750165	.928	2.750	0.165	140	N	H-13 Material .928D x 2.750L x .165W
H9282750165C	.928	2.750	0.165	138	N	H-13 Material .928D x 2.750L x .165W Chamfered
H9282750175C	.928	2.750	0.175	146	S	H-13 Material .928D x 2.750L x .175W Chamfered
H9282750185	.928	2.750	0.185	152	S	H-13 Material .928D x 2.750L x .185W
H9282750185C	.928	2.750	0.185	150	N	H-13 Material .928D x 2.750L x .185W Chamfered
H9282835145	.928	2.835	0.145	130	N	H-13 Material .928D x 2.835L x .145W
H9282950125	.928	2.950	0.125	119	N	H-13 Material .928D x 2.950L x .125W
H9282950135	.928	2.950	0.135	127	N	H-13 Material .928D x 2.950L x .135W
H9282950145	.928	2.950	0.145	135	N	H-13 Material .928D x 2.950L x .145W
H9282950145C	.928	2.950	0.145	133	N	H-13 Material .928D x 2.950L x .145W Chamfered
H9282950155	.928	2.950	0.155	143	N	H-13 Material .928D x 2.950L x .155W

Item Number	Diameter	Length	Wall Thickness	Gram Wt.	Availability	Product Line Desc.
H9282950165	.928	2.950	0.165	150	N	H-13 Material .928D x 2.950L x .165W
H9282950165C	.928	2.950	0.165	148	N	H-13 Material .928D x 2.950L x .165W Chamfered
H9282950165CD	.928	2.950	0.165	148	N	H-13 Material .928D x 2.950L x .165W Chamfered & Coated
H9282950185	.928	2.950	0.185	164	N	H-13 Material .928D x 2.950L x .185W
H9282950185C	.928	2.950	0.185	162	N	H-13 Material .928D x 2.950L x .185W Chamfered
H9283000165	.928	3.000	0.165	152	N	H-13 Material .928D x 3.000L x .165W
H9292500125	.929	2.500	0.125	101	N	H-13 Material .929D x 2.500L x .125W
H9292500145	.929	2.500	0.145	115	N	H-13 Material .929D x 2.500L x .145W
H9292500145C	.929	2.500	0.145	113	N	H-13 Material .929D x 2.500L x .145W Chamfered
H9292500155C	.929	2.500	0.155	119	N	H-13 Material .929D x 2.500L x .155W Chamfered
H9292500165	.929	2.500	0.165	127	N	H-13 Material .929D x 2.500L x .165W
H9292500165C	.929	2.500	0.165	125	N	H-13 Material .929D x 2.500L x .165W Chamfered
H9292500185	.929	2.500	0.185	139	N	H-13 Material .929D x 2.500L x .185W
H9292500220	.929	2.500	0.220	157	N	H-13 Material .929D x 2.500L x .220W
H9292750125	.929	2.750	0.125	111	N	H-13 Material .929D x 2.750L x .125W
H9292750145	.929	2.750	0.145	126	N	H-13 Material .929D x 2.750L x .145W
H9292750145C	.929	2.750	0.145	124	N	H-13 Material .929D x 2.750L x .145W Chamfered
H9292750165	.929	2.750	0.165	140	N	H-13 Material .929D x 2.750L x .165W
H9292750165C	.929	2.750	0.165	138	N	H-13 Material .929D x 2.750L x .165W Chamfered
H9292750175C	.929	2.750	0.175	144	N	H-13 Material .929D x 2.750L x .175W Chamfered
H9292750185	.929	2.750	0.185	153	N	H-13 Material .929D x 2.750L x .185W
H9292750185C	.929	2.750	0.185	151	N	H-13 Material .929D x 2.750L x .185W Chamfered
H9292835145	.929	2.835	0.145	130	N	H-13 Material .929D x 2.835L x .145W
H9292950125	.929	2.950	0.125	120	N	H-13 Material .929D x 2.950L x .125W
H9292950145	.929	2.950	0.145	135	N	H-13 Material .929D x 2.950L x .145W
H9292950145C	.929	2.950	0.145	133	N	H-13 Material .929D x 2.950L x .145W Chamfered
H9292950145D	.929	2.950	0.145	135	N	H-13 Material .929D x 2.950L x .145W Coated
H9292950165	.929	2.950	0.165	150	N	H-13 Material .929D x 2.950L x .165W
H9292950165C	.929	2.950	0.165	148	S	H-13 Material .929D x 2.950L x .165W Chamfered
H9292950175	.929	2.950	0.175	157	N	H-13 Material .929D x 2.950L x .175W
H9292950185	.929	2.950	0.185	164	N	H-13 Material .929D x 2.950L x .185W
H9302500125	.930	2.500	0.125	101	N	H-13 Material .930D x 2.500L x .125W
H9302500145	.930	2.500	0.145	115	N	H-13 Material .930D x 2.500L x .145W
H9302500145C	.930	2.500	0.145	113	N	H-13 Material .930D x 2.500L x .145W Chamfered
H9302500165	.930	2.500	0.165	127	N	H-13 Material .930D x 2.500L x .165W
H9302500165C	.930	2.500	0.165	125	N	H-13 Material .930D x 2.500L x .165W Chamfered
H9302500185	.930	2.500	0.185	139	N	H-13 Material .930D x 2.500L x .185W
H9302750115	.930	2.750	0.115	104	S	H-13 Material .930D x 2.750L x .115W
H9302750125	.930	2.750	0.125	112	N	H-13 Material .930D x 2.750L x .125W
H9302750145	.930	2.750	0.145	126	N	H-13 Material .930D x 2.750L x .145W
H9302750145C	.930	2.750	0.145	124	N	H-13 Material .930D x 2.750L x .145W Chamfered
H9302750155	.930	2.750	0.155	133	N	H-13 Material .930D x 2.750L x .155W
H9302750155C	.930	2.750	0.155	131	N	H-13 Material .930D x 2.750L x .155W Chamfered
H9302750165	.930	2.750	0.165	140	N	H-13 Material .930D x 2.750L x .165W
H9302750165C	.930	2.750	0.165	138	N	H-13 Material .930D x 2.750L x .165W Chamfered
H9302750185	.930	2.750	0.185	153	N	H-13 Material .930D x 2.750L x .185W

CONTINUED ON NEXT PAGE 



# H-13 PINS (CONTINUED)

Item Number	Diameter	Length	Wall Thickness	Gram Wt.	Availability	Product Line Desc.
H9302750185C	.930	2.750	0.185	151	N	H-13 Material .930D x 2.750L x .185W Chamfered
H9302930155	.930	2.930	0.155	142	N	H-13 Material .930D x 2.930L x .155W
H9302950125	.930	2.950	0.125	120	N	H-13 Material .930D x 2.950L x .125W
H9302950135	.930	2.950	0.135	128	N	H-13 Material .930D x 2.950L x .135W
H9302950145	.930	2.950	0.145	135	N	H-13 Material .930D x 2.950L x .145W
H9302950145C	.930	2.950	0.145	133	N	H-13 Material .930D x 2.950L x .145W Chamfered
H9302950155C	.930	2.950	0.155	141	N	H-13 Material .930D x 2.950L x .155W Chamfered
H9302950165	.930	2.950	0.165	150	N	H-13 Material .930D x 2.950L x .165W
H9302950165C	.930	2.950	0.165	148	N	H-13 Material .930D x 2.950L x .165W Chamfered
H9302950175	.930	2.950	0.175	157	N	H-13 Material .930D x 2.950L x .175W
H9302950185	.930	2.950	0.185	164	N	H-13 Material .930D x 2.950L x .185W
H9302950205	.930	2.950	0.205	177	N	H-13 Material .930D x 2.950L x .205W
H9312750165	.931	2.750	0.165	140	N	H-13 Material .931D x 2.750L x .165W
H9312950185	.931	2.950	0.185	164	N	H-13 Material .931D x 2.950L x .185W
H9322500185	.932	2.500	0.185	139	N	H-13 Material .932D x 2.500L x .185W
H9322750165	.932	2.750	0.165	140	N	H-13 Material .932D x 2.750L x .165W
H9322950165	.932	2.950	0.165	151	N	H-13 Material .932D x 2.950L x .165W
H9352750165	.935	2.750	0.165	141	N	H-13 Material .935D x 2.750L x .165W
H9392750145	.939	2.750	0.145	128	N	H-13 Material .939D x 2.750L x .145W
H9392950155	.939	2.950	0.155	145	N	H-13 Material .939D x 2.950L x .155W
H9402750155	.940	2.750	0.155	131	N	H-13 Material .940D x 2.750L x .155W
H9402750185	.940	2.750	0.185	155	S	H-13 Material .940D x 2.750L x .185W
H9452500155	.945	2.500	0.155	123	N	H-13 Material .945D x 2.500L x .155W
H9452500155C	.945	2.500	0.155	121	N	H-13 Material .945D x 2.500L x .155W Chamfered
H9452500155CD	.945	2.500	0.155	121	N	H-13 Material .945D x 2.500L x .155W Chamfered & Coated
H9452500185C	.945	2.500	0.185	140	N	H-13 Material .945D x 2.500L x .185W Chamfered
H9452500190C	.945	2.500	0.190	143	N	H-13 Material .945D x 2.500L x .190W Chamfered
H9452750155	.945	2.750	0.155	136	N	H-13 Material .945D x 2.750L x .155W
H9452750185	.945	2.750	0.185	156	S	H-13 Material .945D x 2.750L x .185W
H9452750225	.945	2.750	0.225	180	N	H-13 Material .945D x 2.750L x .225W
H9752930155	.975	2.930	0.155	150	N	H-13 Material .975D x 2.930L x .155W
H9802930125	.980	2.900	0.125	126	N	H-13 Material .980D x 2.900L x .125W
H9842500145	.984	2.500	0.145	123	N	H-13 Material .984D x 2.500L x .145W
H9842750140	.984	2.750	0.140	131	N	H-13 Material .984D x 2.750L x .140W
H9842650195C	.984	2.650	0.195	163	S	H-13 Material .984D x 2.650L x .195W Chamfered
H9842750145	.984	2.750	0.145	135	N	H-13 Material .984D x 2.750L x .145W
H9842750155	.984	2.750	0.155	143	S	H-13 Material .984D x 2.750L x .155W
H9842750155C	.984	2.750	0.155	141	N	H-13 Material .984D x 2.750L x .155W Chamfered
H9842930140	.984	2.930	0.140	140	N	H-13 Material .984D x 2.930L x .140W
H9902200155CD	.990	2.200	0.155	113	N	H-13 Material .990D x 2.200L x .155W Chamfered & Coated
H9902500125	.990	2.500	0.125	109	N	H-13 Material .990D x 2.500L x .125W
H9902500135	.990	2.500	0.135	116	N	H-13 Material .990D x 2.500L x .135W
H9902500145	.990	2.500	0.145	124	N	H-13 Material .990D x 2.500L x .145W
H9902500145C	.990	2.500	0.145	122	N	H-13 Material .990D x 2.500L x .145W Chamfered

Item Number	Diameter	Length	Wall Thickness	Gram Wt.	Availability	Product Line Desc.
H9902500155	.990	2.500	0.155	130	N	H-13 Material .990D x 2.500L x .155W
H9902500155C	.990	2.500	0.155	128	N	H-13 Material .990D x 2.500L x .155W Chamfered
H9902500155CD	.990	2.500	0.155	128	N	H-13 Material .990D x 2.500L x .155W Chamfered & Coated
H9902500160D	.990	2.500	0.160	134	N	H-13 Material .990D x 2.500L x .160W Coated
H9902500165	.990	2.500	0.165	137	S	H-13 Material .990D x 2.500L x .165W
H9902500165C	.990	2.500	0.165	135	N	H-13 Material .990D x 2.500L x .165W Chamfered
H9902500165CD	.990	2.500	0.165	135	N	H-13 Material .990D x 2.500L x .165W Chamfered & Coated
H9902500175	.990	2.500	0.175	144	S	H-13 Material .990D x 2.500L x .175W
H9902500175C	.990	2.500	0.175	142	N	H-13 Material .990D x 2.500L x .175W Chamfered
H9902500185	.990	2.500	0.185	150	S	H-13 Material .990D x 2.500L x .185W
H9902500185C	.990	2.500	0.185	148	S	H-13 Material .990D x 2.500L x .185W Chamfered
H9902500185CD	.990	2.500	0.185	148	N	H-13 Material .990D x 2.500L x .185W Chamfered & Coated
H9902500185D	.990	2.500	0.185	150	N	H-13 Material .990D x 2.500L x .185W Coated
H9902500200	.990	2.500	0.200	159	S	H-13 Material .990D x 2.500L x .200W
H9902500200C	.990	2.500	0.200	157	N	H-13 Material .990D x 2.500L x .200W Chamfered
H9902500200CD	.990	2.500	0.200	157	N	H-13 Material .990D x 2.500L x .200W Chamfered & Coated
H9902500200D	.990	2.500	0.200	159	N	H-13 Material .990D x 2.500L x .200W Coated
H9902500205C	.990	2.500	0.205	160	S	H-13 Material .990D x 2.500L x .205W Chamfered
H9902500205CD	.990	2.500	0.205	160	N	H-13 Material .990D x 2.500L x .205W Chamfered & Coated
H9902500205D	.990	2.500	0.205	162	N	H-13 Material .990D x 2.500L x .205W Coated
H9902500220	.990	2.500	0.220	171	N	H-13 Material .990D x 2.500L x .220W
H9902500225C	.990	2.500	0.225	169	N	H-13 Material .990D x 2.500L x .225W Chamfered
H9902650195C	.990	2.650	0.195	165	S	H-13 Material .990D x 2.650L x .195W Chamfered
H9902700225	.990	2.700	0.225	187	N	H-13 Material .990D x 2.700L x .225W
H9902750095	.990	2.750	0.095	94	N	H-13 Material .990D x 2.750L x .095W
H9902750125	.990	2.750	0.125	120	N	H-13 Material .990D x 2.750L x .125W
H9902750135	.990	2.750	0.135	128	S	H-13 Material .990D x 2.750L x .135W
H9902750135C	.990	2.750	0.135	126	N	H-13 Material .990D x 2.750L x .135W Chamfered
H9902750145	.990	2.750	0.145	136	N	H-13 Material .990D x 2.750L x .145W
H9902750145C	.990	2.750	0.145	134	N	H-13 Material .990D x 2.750L x .145W Chamfered
H9902750145D	.990	2.750	0.145	136	N	H-13 Material .990D x 2.750L x .145W Coated
H9902750155	.990	2.750	0.155	144	N	H-13 Material .990D x 2.750L x .155W
H9902750155C	.990	2.750	0.155	142	N	H-13 Material .990D x 2.750L x .155W Chamfered
H9902750155CD	.990	2.750	0.155	142	N	H-13 Material .990D x 2.750L x .155W Chamfered & Coated
H9902750165	.990	2.750	0.165	151	N	H-13 Material .990D x 2.750L x .165W
H9902750165C	.990	2.750	0.165	149	N	H-13 Material .990D x 2.750L x .165W Chamfered
H9902750165D	.990	2.750	0.165	151	N	H-13 Material .990D x 2.750L x .165W Coated
H9902750175	.990	2.750	0.175	158	N	H-13 Material .990D x 2.750L x .175W
H9902750175C	.990	2.750	0.175	156	N	H-13 Material .990D x 2.750L x .175W Chamfered
H9902750175CD	.990	2.750	0.175	156	N	H-13 Material .990D x 2.750L x .175W Chamfered & Coated
H9902750185	.990	2.750	0.185	165	S	H-13 Material .990D x 2.750L x .185W
H9902750185C	.990	2.750	0.185	163	N	H-13 Material .990D x 2.750L x .185W Chamfered
H9902750185CD	.990	2.750	0.185	163	N	H-13 Material .990D x 2.750L x .185W Chamfered & Coated
H9902750185D	.990	2.750	0.185	165	N	H-13 Material .990D x 2.750L x .185W Coated
H9902750195	.990	2.750	0.195	172	N	H-13 Material .990D x 2.750L x .195W
H9902750200	.990	2.750	0.200	175	N	H-13 Material .990D x 2.750L x .200W

CONTINUED ON NEXT PAGE 





# H-13 PINS (CONTINUED)

Item Number	Diameter	Length	Wall Thickness	Gram Wt.	Availability	Product Line Desc.
H9902750205	.990	2.750	0.205	178	N	H-13 Material .990D x 2.750L x .205W
H9902750205C	.990	2.750	0.205	176	N	H-13 Material .990D x 2.750L x .205W Chamfered
H9902750205CD	.990	2.750	0.205	176	N	H-13 Material .990D x 2.750L x .205W Chamfered & Coated
H9902750215	.990	2.750	0.215	185	N	H-13 Material .990D x 2.750L x .215W
H9902750220	.990	2.750	0.220	188	N	H-13 Material .990D x 2.750L x .220W
H9902750220C	.990	2.750	0.220	186	N	H-13 Material .990D x 2.750L x .220W Chamfered
H9902750225	.990	2.750	0.225	191	N	H-13 Material .990D x 2.750L x .225W
H9902750225C	.990	2.750	0.225	189	N	H-13 Material .990D x 2.750L x .225W Chamfered
H9902765155	.990	2.765	0.155	144	S	H-13 Material .990D x 2.765L x .155W
H9902765160	.990	2.765	0.160	148	N	H-13 Material .990D x 2.765L x .160W
H9902765160C	.990	2.765	0.160	146	N	H-13 Material .990D x 2.765L x .160W Chamfered
H9902765160D	.990	2.765	0.160	148	N	H-13 Material .990D x 2.765L x .160W Coated
H9902930125	.990	2.930	0.125	128	S	H-13 Material .990D x 2.930L x .125W
H9902930135	.990	2.930	0.135	136	S	H-13 Material .990D x 2.930L x .135W
H9902930145	.990	2.930	0.145	145	S	H-13 Material .990D x 2.930L x .145W
H9902930145C	.990	2.930	0.145	143	S	H-13 Material .990D x 2.930L x .145W Chamfered
H9902930145D	.990	2.930	0.145	145	N	H-13 Material .990D x 2.930L x .145W Coated
H9902930155	.990	2.930	0.155	153	S	H-13 Material .990D x 2.930L x .155W
H9902930155C	.990	2.930	0.155	151	N	H-13 Material .990D x 2.930L x .155W Chamfered
H9902930155CD	.990	2.930	0.155	151	N	H-13 Material .990D x 2.930L x .155W Chamfered & Coated
H9902930155D	.990	2.930	0.155	153	N	H-13 Material .990D x 2.930L x .155W Coated
H9902930165	.990	2.930	0.165	161	S	H-13 Material .990D x 2.930L x .165W
H9902930165C	.990	2.930	0.165	159	S	H-13 Material .990D x 2.930L x .165W Chamfered
H9902930165CD	.990	2.930	0.165	159	N	H-13 Material .990D x 2.930L x .165W Chamfered & Coated
H9902930165D	.990	2.930	0.165	161	N	H-13 Material .990D x 2.930L x .165W Coated
H9902930175	.990	2.930	0.175	169	S	H-13 Material .990D x 2.930L x .175W
H9902930175C	.990	2.930	0.175	167	S	H-13 Material .990D x 2.930L x .175W Chamfered
H9902930175D	.990	2.930	0.175	169	N	H-13 Material .990D x 2.930L x .175W Coated
H9902930185	.990	2.930	0.185	176	S	H-13 Material .990D x 2.930L x .185W
H9902930185C	.990	2.930	0.185	174	S	H-13 Material .990D x 2.930L x .185W Chamfered
H9902930185CD	.990	2.930	0.185	174	S	H-13 Material .990D x 2.930L x .185W Chamfered & Coated
H9902930185D	.990	2.930	0.185	174	S	H-13 Material .990D x 2.930L x .185W Coated
H9902930195	.990	2.930	0.195	183	S	H-13 Material .990D x 2.930L x .195W
H9902930195C	.990	2.930	0.195	181	N	H-13 Material .990D x 2.930L x .195W Chamfered
H9902930195CD	.990	2.930	0.195	181	N	H-13 Material .990D x 2.930L x .195W Chamfered & Coated
H9902930200	.990	2.930	0.200	187	S	H-13 Material .990D x 2.930L x .200W
H9902930205	.990	2.930	0.205	190	S	H-13 Material .990D x 2.930L x .205W
H9902930205C	.990	2.930	0.205	188	S	H-13 Material .990D x 2.930L x .205W Chamfered
H9902930205D	.990	2.930	0.205	190	N	H-13 Material .990D x 2.930L x .205W Coated
H9902930210TCD	.990	2.930	0.210	168	S	H-13 Material .990D x 2.930L x .210W Taper, Chamfered & Coated
H9902930215	.990	2.930	0.215	197	S	H-13 Material .990D x 2.930L x .215W
H9902930215C	.990	2.930	0.215	195	N	H-13 Material .990D x 2.930L x .215W Chamfered
H9902930220	.990	2.930	0.220	200	S	H-13 Material .990D x 2.930L x .220W
H9902930220C	.990	2.930	0.220	198	N	H-13 Material .990D x 2.930L x .220W Chamfered
H9902930220CD	.990	2.930	0.220	198	N	H-13 Material .990D x 2.930L x .220W Chamfered & Coated

Item Number	Diameter	Length	Wall Thickness	Gram Wt.	Availability	Product Line Desc.
H9902930225	.990	2.930	0.225	203	S	H-13 Material .990D x 2.930L x .225W
H9902930225C	.990	2.930	0.225	201	S	H-13 Material .990D x 2.930L x .225W Chamfered
H9902930225D	.990	2.930	0.225	201	N	H-13 Material .990D x 2.930L x .225W Coated
H9902930250	.990	2.930	0.250	219	S	H-13 Material .990D x 2.930L x .250W
H9902930250C	.990	2.930	0.250	217	S	H-13 Material .990D x 2.930L x .250W Chamfered
H9902965145	.990	2.965	0.145	147	N	H-13 Material .990D x 2.965L x .145W
H9903100250	.990	3.100	0.250	231	S	H-13 Material .990D x 3.100L x .250W
H9903125220T	.990	3.125	0.220	194	N	H-13 Material .990D x 3.125L x .220W Tapered
H9903125250	.990	3.125	0.250	233	N	H-13 Material .990D x 3.125L x .250W
H9912500165	.991	2.500	0.165	137	N	H-13 Material .991D x 2.500L x .165W
H9912500165C	.991	2.500	0.165	135	N	H-13 Material .991D x 2.500L x .165W Chamfered
H9912500175	.991	2.500	0.175	144	N	H-13 Material .991D x 2.500L x .175W
H9912500175C	.991	2.500	0.175	142	N	H-13 Material .991D x 2.500L x .175W Chamfered
H9912500185	.991	2.500	0.185	150	N	H-13 Material .991D x 2.500L x .185W
H9912500185C	.991	2.500	0.185	148	N	H-13 Material .991D x 2.500L x .185W Chamfered
H9912750165	.991	2.750	0.165	151	N	H-13 Material .991D x 2.750L x .165W
H9912750165C	.991	2.750	0.165	149	N	H-13 Material .991D x 2.750L x .165W Chamfered
H9912750175	.991	2.750	0.175	158	N	H-13 Material .991D x 2.750L x .175W
H9912750175C	.991	2.750	0.175	156	N	H-13 Material .991D x 2.750L x .175W Chamfered
H9912750185	.991	2.750	0.185	165	N	H-13 Material .991D x 2.750L x .185W
H9912750185C	.991	2.750	0.185	163	N	H-13 Material .991D x 2.750L x .185W Chamfered
H9912930145	.991	2.930	0.145	145	N	H-13 Material .991D x 2.930L x .145W
H9912930145C	.991	2.930	0.145	143	N	H-13 Material .991D x 2.930L x .145W Chamfered
H9912930155	.991	2.930	0.155	153	N	H-13 Material .991D x 2.930L x .155W
H9912930165	.991	2.930	0.165	161	N	H-13 Material .991D x 2.930L x .165W
H9912930175	.991	2.930	0.175	169	N	H-13 Material .991D x 2.930L x .175W
H9912930175C	.991	2.930	0.175	167	N	H-13 Material .991D x 2.930L x .175W Chamfered
H9912930185	.991	2.930	0.185	176	N	H-13 Material .991D x 2.930L x .185W
H9912930185C	.991	2.930	0.185	174	N	H-13 Material .991D x 2.930L x .185W Chamfered
H9912930225	.991	2.930	0.225	204	N	H-13 Material .991D x 2.930L x .225W
H9913100250	.991	3.100	0.250	232	N	H-13 Material .991D x 3.100L x .250W
H9922500165	.992	2.500	0.165	138	N	H-13 Material .992D x 2.500L x .165W
H9922500165C	.992	2.500	0.165	136	N	H-13 Material .992D x 2.500L x .165W Chamfered
H9922500175	.992	2.500	0.175	144	N	H-13 Material .992D x 2.500L x .175W
H9922500175C	.992	2.500	0.175	142	N	H-13 Material .992D x 2.500L x .175W Chamfered
H9922500185	.992	2.500	0.185	151	N	H-13 Material .992D x 2.500L x .185W
H9922500185C	.992	2.500	0.185	149	N	H-13 Material .992D x 2.500L x .185W Chamfered
H9922500195	.992	2.500	0.195	157	N	H-13 Material .992D x 2.500L x .195W
H9922500200C	.992	2.500	0.200	158	N	H-13 Material .992D x 2.500L x .200W Chamfered
H9922750165	.992	2.750	0.165	151	N	H-13 Material .992D x 2.750L x .165W
H9922750165C	.992	2.750	0.165	149	N	H-13 Material .992D x 2.750L x .165W Chamfered
H9922750175	.992	2.750	0.175	159	N	H-13 Material .992D x 2.750L x .175W
H9922750175C	.992	2.750	0.175	157	N	H-13 Material .992D x 2.750L x .175W Chamfered
H9922750185	.992	2.750	0.185	166	N	H-13 Material .992D x 2.750L x .185W
H9922750185C	.992	2.750	0.185	164	N	H-13 Material .992D x 2.750L x .185W Chamfered
H9922930145	.992	2.930	0.145	145	N	H-13 Material .992D x 2.930L x .145W

CONTINUED ON NEXT PAGE 



# H-13 PINS (CONTINUED)

Item Number	Diameter	Length	Wall Thickness	Gram Wt.	Availability	Product Line Desc.
H9922930165	.992	2.930	0.165	161	N	H-13 Material .992D x 2.930L x .165W
H9922930185	.992	2.930	0.185	176	N	H-13 Material .992D x 2.930L x .185W
H9922930200C	.992	2.930	0.200	185	N	H-13 Material .992D x 2.930L x .200W Chamfered
H9932500165	.993	2.500	0.165	138	N	H-13 Material .993D x 2.500L x .165W
H9932500165C	.993	2.500	0.165	136	N	H-13 Material .993D x 2.500L x .165W Chamfered
H9932500175	.993	2.500	0.175	144	N	H-13 Material .993D x 2.500L x .175W
H9932500175C	.993	2.500	0.175	142	N	H-13 Material .993D x 2.500L x .175W Chamfered
H9932500185	.993	2.500	0.185	151	N	H-13 Material .993D x 2.500L x .185W
H9932500185C	.993	2.500	0.185	149	N	H-13 Material .993D x 2.500L x .185W Chamfered
H9932750165	.993	2.750	0.165	152	N	H-13 Material .993D x 2.750L x .165W
H9932750165C	.993	2.750	0.165	150	N	H-13 Material .993D x 2.750L x .165W Chamfered
H9932750175	.993	2.750	0.175	159	N	H-13 Material .993D x 2.750L x .175W
H9932750175C	.993	2.750	0.175	157	N	H-13 Material .993D x 2.750L x .175W Chamfered
H9932750185	.993	2.750	0.185	166	N	H-13 Material .993D x 2.750L x .185W
H9932750185C	.993	2.750	0.185	164	N	H-13 Material .993D x 2.750L x .185W Chamfered
H9932750185CD	.993	2.750	0.185	164	N	H-13 Material .993D x 2.750L x .185W Chamfered & Coated
H9932930145	.993	2.930	0.145	145	N	H-13 Material .993D x 2.930L x .145W
H9932930165	.993	2.930	0.165	161	S	H-13 Material .993D x 2.930L x .165W
H9932930185	.993	2.930	0.185	177	N	H-13 Material .993D x 2.930L x .185W
H9932930195	.993	2.930	0.195	184	N	H-13 Material .993D x 2.930L x .195W
H9932930225	.993	2.930	0.225	204	N	H-13 Material .993D x 2.930L x .225W
H9952750165	.995	2.750	0.165	152	N	H-13 Material .995D x 2.750L x .165W
H9952750165C	.995	2.750	0.165	150	N	H-13 Material .995D x 2.750L x .165W Chamfered
H9952750175	.995	2.750	0.175	159	N	H-13 Material .995D x 2.750L x .175W
H9952750175C	.995	2.750	0.175	157	N	H-13 Material .995D x 2.750L x .175W Chamfered
H9952750185	.995	2.750	0.185	166	N	H-13 Material .995D x 2.750L x .185W
H9952750185C	.995	2.750	0.185	164	N	H-13 Material .995D x 2.750L x .185W Chamfered
H9952750185CD	.995	2.750	0.185	164	N	H-13 Material .995D x 2.750L x .185W Chamfered & Coated
H9952930145	.995	2.930	0.145	146	N	H-13 Material .995D x 2.930L x .145W
H9952930175	.995	2.930	0.175	170	N	H-13 Material .995D x 2.930L x .175W
H9952930185	.995	2.930	0.185	177	N	H-13 Material .995D x 2.930L x .185W
H9972500195	.997	2.500	0.195	158	N	H-13 Material .997D x 2.930L x .195W
H9992930165	.999	2.930	0.165	163	N	H-13 Material .999D x 2.930L x .165W
H10002930200	1.000	1.000	0.200	189	N	H-13 Material 1.000D x 2.930L x .200W
H10242350250CD	1.024	2.350	0.250	182	S	H-13 Material 1.024D x 2.350L x .250W Chamfered & Coated
H10242750200	1.024	2.750	0.200	183	N	H-13 Material 1.024D x 2.750L x .200W
H10312700220C	1.031	2.700	0.220	192	N	H-13 Material 1.031D x 2.700L x .220W Chamfered
H10312750120	1.031	2.750	0.120	121	N	H-13 Material 1.031D x 2.750L x .120W
H10312750155	1.031	2.750	0.155	151	N	H-13 Material 1.031D x 2.750L x .155W
H10312750165	1.031	2.750	0.165	158	N	H-13 Material 1.031D x 2.750L x .165W
H10312750165C	1.031	2.750	0.165	156	N	H-13 Material 1.031D x 2.750L x .165W Chamfered
H10312750165D	1.031	2.750	0.165	158	N	H-13 Material 1.031D x 2.750L x .165W Coated
H10312750170	1.031	2.750	0.170	162	N	H-13 Material 1.031D x 2.750L x .165W
H10312750170D	1.031	2.750	0.170	162	N	H-13 Material 1.031D x 2.750L x .170W Coated
H10312750175	1.031	2.750	0.175	166	N	H-13 Material 1.031D x 2.750L x .175W

Item Number	Diameter	Length	Wall Thickness	Gram Wt.	Availability	Product Line Desc.
H10312750175C	1.031	2.750	0.175	164	N	H-13 Material 1.031D x 2.750Lx .175W Chamfered
H10312750175D	1.031	2.750	0.175	166	N	H-13 Material 1.031D x 2.750Lx .175W Coated
H10312750180	1.031	2.750	0.180	170	N	H-13 Material 1.031D x 2.750Lx .180W
H10312750180C	1.031	2.750	0.180	168	N	H-13 Material 1.031D x 2.750Lx .180W Chamfered
H10312750185	1.031	2.750	0.185	174	N	H-13 Material 1.031D x 2.750Lx .185W
H10312750185C	1.031	2.750	0.185	172	N	H-13 Material 1.031D x 2.750Lx .185W Chamfered
H10312750185CD	1.031	2.750	0.185	172	N	H-13 Material 1.031D x 2.750Lx .185W Chamfered & Coated
H10312750185D	1.031	2.750	0.185	174	N	H-13 Material 1.031D x 2.750Lx .185W Coated
H10312750200	1.031	2.750	0.200	184	N	H-13 Material 1.031D x 2.750Lx .200W
H10312750200C	1.031	2.750	0.200	182	N	H-13 Material 1.031D x 2.750Lx .200W Chamfered
H10312915180	1.031	2.915	0.180	180	N	H-13 Material 1.031D x 2.915Lx .180W
H10312925220C	1.031	2.925	0.220	208	N	H-13 Material 1.031D x 2.925Lx .220W Chamfered
H10312930155	1.031	2.930	0.155	160	N	H-13 Material 1.031D x 2.930Lx .155W
H10312930155D	1.031	2.930	0.155	160	N	H-13 Material 1.031D x 2.930Lx .155W Coated
H10312930170	1.031	2.930	0.170	173	N	H-13 Material 1.031D x 2.930Lx .170W
H10312930170C	1.031	2.930	0.170	171	N	H-13 Material 1.031D x 2.930Lx .170W Chamfered
H10312930180	1.031	2.930	0.180	181	N	H-13 Material 1.031D x 2.930Lx .180W
H10312930185	1.031	2.930	0.185	185	N	H-13 Material 1.031D x 2.930Lx .185W
H10312930185C	1.031	2.930	0.185	183	N	H-13 Material 1.031D x 2.930Lx .185W Chamfered
H10312930200	1.031	2.930	0.200	196	S	H-13 Material 1.031D x 2.930Lx .200W
H10312930220	1.031	2.930	0.220	211	N	H-13 Material 1.031D x 2.930Lx .220W
H10312930250C	1.031	2.930	0.250	229	S	H-13 Material 1.031D x 2.930Lx .250W Chamfered
H10313100250	1.031	3.100	0.250	244	N	H-13 Material 1.031D x 3.100Lx .250W
H10313405125	1.031	3.405	0.125	156	N	H-13 Material 1.031D x 3.405Lx .125W
H10322740155	1.032	2.740	0.155	150	N	H-13 Material 1.032D x 2.740Lx .155W
H10322750175	1.032	2.750	0.175	166	N	H-13 Material 1.032D x 2.750Lx .175W
H10332750170	1.033	2.750	0.170	163	N	H-13 Material 1.033D x 2.750Lx .170W
H10332750180	1.033	2.750	0.180	170	N	H-13 Material 1.033D x 2.750Lx .180W
H10332750180C	1.033	2.750	0.180	168	N	H-13 Material 1.033D x 2.750Lx .180W Chamfered
H10332750180CD	1.033	2.750	0.180	168	N	H-13 Material 1.033D x 2.750Lx .180W Chamfered & Coated
H10332915180	1.033	2.915	0.180	180	N	H-13 Material 1.033D x 2.915Lx .180W
H10342750180	1.034	2.750	0.180	170	N	H-13 Material 1.034D x 2.750Lx .180W
H10352750175	1.065	2.750	0.175	167	N	H-13 Material 1.035D x 2.750Lx .175W
H10352750175D	1.035	2.750	0.175	167	N	H-13 Material 1.035D x 2.750Lx .175W Coated
H10352750185CD	1.037	2.750	0.185	172	N	H-13 Material 1.035D x 2.750Lx .185W
H10372750185	1.037	2.750	0.185	175	N	H-13 Material 1.037D x 2.750Lx .185W
H10382915180	1.038	2.915	0.180	182	N	H-13 Material 1.038D x 2.915Lx .180W
H10402750175	1.040	2.750	0.175	168	N	H-13 Material 1.040D x 2.750Lx .175W
H10402915185	1.040	2.950	0.185	186	N	H-13 Material 1.040D x 2.915Lx .185W
H10402930165D	1.040	2.930	0.165	171	N	H-13 Material 1.040D x 2.930Lx .165W Coated
H10402930205C	1.040	2.930	0.205	201	S	H-13 Material 1.040D x 2.930Lx .205W Chamfered
H10402930215	1.040	2.930	0.215	210	N	H-13 Material 1.040D x 2.930Lx .215W
H10563125220	1.056	3.125	0.220	232	N	H-13 Material 1.056D x 3.125Lx .220W
H10942500250D	1.094	2.500	0.250	213	N	H-13 Material 1.094D x 2.500Lx .250W Coated
H10942750185	1.094	2.750	0.185	186	N	H-13 Material 1.094D x 2.750Lx .185W
H10942750190	1.094	2.750	0.190	190	N	H-13 Material 1.094D x 2.750Lx .190W

CONTINUED ON NEXT PAGE 

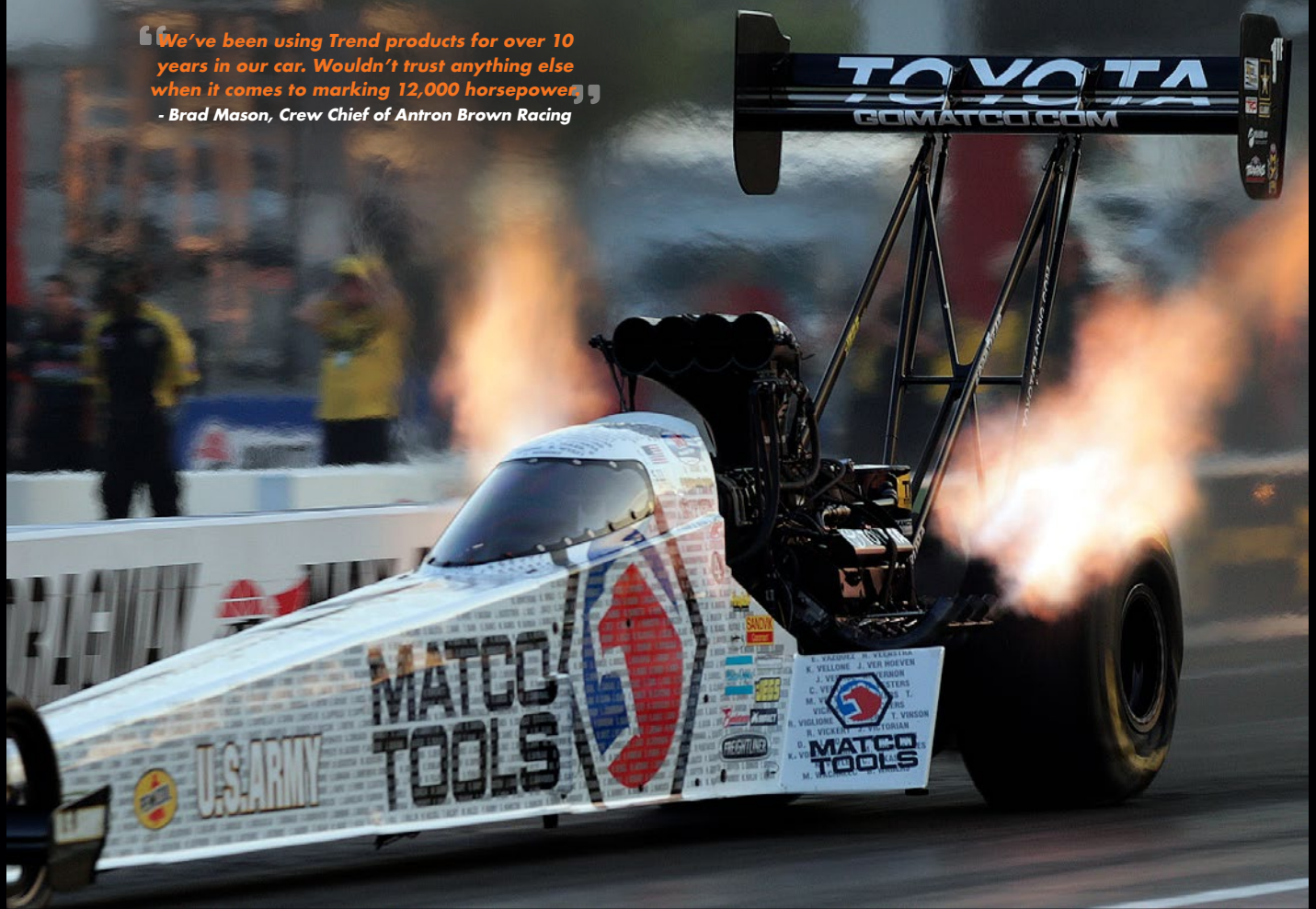




# H-13 PINS (CONTINUED)

Item Number	Diameter	Length	Wall Thickness	Gram Wt.	Availability	Product Line Desc.
H10942930145	1.094	2.930	0.145	163	N	H-13 Material 1.094D x 2.930L x .145W
H10942930185	1.094	2.930	0.185	199	S	H-13 Material 1.094D x 2.930L x .185W
H10942930190	1.094	2.930	0.190	203	N	H-13 Material 1.094D x 2.930L x .190W
H10942930195	1.094	2.930	0.195	207	N	H-13 Material 1.094D x 2.930L x .195W
H10942930200	1.094	2.930	0.200	211	N	H-13 Material 1.094D x 2.930L x .200W
H10942930200C	1.094	2.930	0.200	209	N	H-13 Material 1.094D x 2.930L x .200W Chamfered
H10942930220	1.094	2.930	0.220	227	S	H-13 Material 1.094D x 2.930L x .220W
H10942930220C	1.094	2.930	0.220	225	N	H-13 Material 1.094D x 2.930L x .220W Chamfered
H10943000220	1.094	3.000	0.220	233	N	H-13 Material 1.094D x 3.000L x .220W
H10943100250	1.094	3.100	0.250	264	S	H-13 Material 1.094D x 3.100L x .250W
H10943100300	1.094	3.100	0.300	298	N	H-13 Material 1.094D x 3.100L x .300W
H10943100300T	1.094	3.100	0.300	262	N	H-13 Material 1.094D x 3.100L x .300W Tapered
H10943125250	1.094	3.125	0.250	266	S	H-13 Material 1.094D x 3.125L x .250W
H10943125250D	1.094	3.125	0.250	266	N	H-13 Material 1.094D x 3.125L x .250W Coated
H10943125300	1.094	3.125	0.300	300	N	H-13 Material 1.094D x 3.125L x .300W
H10943250220C	1.094	3.250	0.220	250	N	H-13 Material 1.094D x 3.250L x .220W Chamfered
H10943250250	1.094	3.250	0.250	277	N	H-13 Material 1.094D x 3.250L x .250W
H10943400155	1.094	3.400	0.155	200	N	H-13 Material 1.094D x 3.400L x .155W
H10943400220	1.094	0.340	0.220	264	N	H-13 Material 1.094D x 3.400L x .220W
H10943400250	1.094	3.400	0.250	289	N	H-13 Material 1.094D x 3.400L x .250W
H10943400300	1.094	0.340	0.300	327	N	H-13 Material 1.094D x 3.400L x .300W
H10943400300T	1.094	3.400	0.300	290	N	H-13 Material 1.094D x 3.400L x .300W Tapered
H10943560200	1.094	3.560	0.200	257	N	H-13 Material 1.094D x 3.560L x .200W
H10953250260	1.095	3.250	0.260	285	N	H-13 Material 1.094D x 3.250L x .260W
H11003000220	1.100	3.000	0.220	234	N	H-13 Material 1.100D x 3.000L x .220W
H11022535185	1.102	2.535	0.185	173	N	H-13 Material 1.102D x 2.535L x .185W
H11252930185	1.125	2.930	0.185	205	N	H-13 Material 1.125D x 2.930L x .185W
H11813142200	1.181	3.142	0.200	249	N	H-13 Material 1.181D x 3.142L x .200W
H11813750200	1.181	3.750	0.200	297	N	H-13 Material 1.181D x 3.750L x .200W
H12503500250	1.250	3.500	0.250	353	N	H-13 Material 1.250D x 3.500L x .250W
H13082950330D	1.308	2.950	0.330	384	N	H-13 Material 1.308D x 2.950L x .330W Coated
H13083150330D	1.308	3.150	0.330	410	N	H-13 Material 1.308D x 3.150L x .330W Coated
H13382555300T	1.338	2.555	0.300	305	S	H-13 Material 1.338D x 2.555L x .300W Taper
H13392750330D	1.339	2.750	0.330	369	N	H-13 Material 1.339D x 2.750L x .330W Coated
H13582950330D	1.358	2.950	0.330	404	N	H-13 Material 1.358D x 2.950L x .330W Coated
H13583125330D	1.358	3.125	0.330	428	N	H-13 Material 1.358D x 3.125L x .330W Coated
H13583150330	1.358	3.150	0.330	431	S	H-13 Material 1.358D x 3.150L x .330W
H13583150330D	1.358	3.150	0.330	431	S	H-13 Material 1.358D x 3.150L x .330W Coated
H151552950330D	1.5155	2.950	0.330	465	N	H-13 Material 1.5155D x 2.950L x .330W Coated
H15742950330D	1.574	2.950	0.330	488	S	H-13 Material 1.574D x 2.950L x .330W Coated
H15743250330D	1.574	3.250	0.330	538	S	H-13 Material 1.574D x 3.250L x .330W Coated
H157453250330D	1.5745	3.250	0.330	538	N	H-13 Material 1.5745D x 3.250L x .330W Coated
H16253475437D	1.625	3.475	0.437	728	S	H-13 Material 1.625D x 3.475L x .437W Coated
H16254090437D	1.625	4.090	0.437	856	N	H-13 Material 1.625D x 4.090L x .437W Coated
H16254090470D	1.625	4.090	0.470	895	N	H-13 Material 1.625D x 4.090L x .470W Coated

**“We’ve been using Trend products for over 10 years in our car. Wouldn’t trust anything else when it comes to marking 12,000 horsepower.”**  
- Brad Mason, Crew Chief of Antron Brown Racing







# TP-1 PINS

Exceedingly hard and extremely tough but also it is coated and less expensive than its rival: C300 (maraging steel). Initially available for Top Fuel, Funny Cars, and Pro Stock engines, these new pins are currently offered in the dimensions listed below but are also available in custom sizes.

**PLEASE CALL TO CHECK STOCKS.**

Item Number	Diameter	Length	Wall Thickness	Gram Wt.	Product line desc.
CA10002500140C	1.000	2.500	0.140	124	TP-1 Wrist Pin x 1.000 x 2.500 x 0.140
CA10002500140CD	1.000	2.500	0.140	124	TP-1 Wrist Pin x 1.000 x 2.500 x 0.140
CA10312750185C	1.031	2.750	0.185	178	TP-1 Wrist Pin x 1.031 x 2.750 x 0.185
CA10312750185CD	1.031	2.750	0.185	178	TP-1 Wrist Pin x 1.031 x 2.750 x 0.185
CA10312930215	1.031	2.930	0.215	208	TP-1 Wrist Pin x 1.031 x 2.930 x 0.215
CA10312930215D	1.031	2.930	0.215	208	TP-1 Wrist Pin x 1.031 x 2.930 x 0.215
CA10312930225	1.031	2.930	0.225	215	TP-1 Wrist Pin x 1.031 x 2.930 x 0.225
CA10313100250D	1.031	3.100	0.250	245	TP-1 Wrist Pin x 1.031 x 3.100 x 0.250
CA10313125185D	1.031	3.125	0.185	198	TP-1 Wrist Pin x 1.031 x 3.125 x 0.185
CA10313125200	1.031	3.125	0.200	210	TP-1 Wrist Pin x 1.031 x 3.125 x 0.200
CA10313250250D	1.031	3.250	0.250	257	TP-1 Wrist Pin x 1.031 x 3.250 x 0.250
CA10313400200D	1.031	3.400	0.200	229	TP-1 Wrist Pin x 1.031 x 3.400 x 0.200
CA10313400250D	1.031	3.400	0.250	269	TP-1 Wrist Pin x 1.031 x 3.400 x 0.250
CA10913125200	1.091	3.125	0.200	225	TP-1 Wrist Pin x 1.091 x 3.125 x 0.200
CA10942750250	1.094	2.750	0.250	235	TP-1 Wrist Pin x 1.094 x 2.750 x 0.250
CA10942930200D	1.094	2.930	0.200	212	TP-1 Wrist Pin x 1.094 x 2.930 x 0.200
CA10942930225	1.094	2.930	0.225	232	TP-1 Wrist Pin x 1.094 x 2.930 x 0.225
CA10942930225D	1.094	2.930	0.225	232	TP-1 Wrist Pin x 1.094 x 2.930 x 0.225
CA10943125235T	1.094	3.125	0.235	call	TP-1 Wrist Pin x 1.094 x 3.125 x 0.235
CA10943125235TD	1.094	3.125	0.235	call	TP-1 Wrist Pin x 1.094 x 3.125 x 0.235
CA10943125250D	1.094	3.125	0.250	267	TP-1 Wrist Pin x 1.094 x 3.125 x 0.250
CA10943125250T	1.094	3.125	0.250	call	TP-1 Wrist Pin x 1.094 x 3.125 x 0.250
CA10943250200	1.094	3.250	0.200	235	TP-1 Wrist Pin x 1.094 x 3.250 x 0.200
CA10943250200D	1.094	3.250	0.200	235	TP-1 Wrist Pin x 1.094 x 3.250 x 0.200
CA10943250205	1.094	3.250	0.205	240	TP-1 Wrist Pin x 1.094 x 3.250 x 0.205
CA10943250225D	1.094	3.250	0.225	257	TP-1 Wrist Pin x 1.094 x 3.250 x 0.225
CA10943250235T	1.094	3.250	0.235	call	TP-1 Wrist Pin x 1.094 x 3.250 x 0.235
CA10943250250	1.094	3.250	0.250	278	TP-1 Wrist Pin x 1.094 x 3.250 x 0.250
CA10943250250D	1.094	3.250	0.250	278	TP-1 Wrist Pin x 1.094 x 3.250 x 0.250
CA10943250250TD	1.094	3.250	0.250	call	TP-1 Wrist Pin x 1.094 x 3.250 x 0.250
CA10943400200	1.094	3.400	0.200	246	TP-1 Wrist Pin x 1.094 x 3.400 x 0.200
CA10943400200D	1.094	3.400	0.200	246	TP-1 Wrist Pin x 1.094 x 3.400 x 0.200
CA10943400205	1.094	3.400	0.205	251	TP-1 Wrist Pin x 1.094 x 3.400 x 0.205
CA10943400205D	1.094	3.400	0.205	251	TP-1 Wrist Pin x 1.094 x 3.400 x 0.205
CA10943400225	1.094	3.400	0.225	269	TP-1 Wrist Pin x 1.094 x 3.400 x 0.225
CA10943400225D	1.094	3.400	0.225	269	TP-1 Wrist Pin x 1.094 x 3.400 x 0.225
CA10943400250	1.094	3.400	0.250	290	TP-1 Wrist Pin x 1.094 x 3.400 x 0.250
CA10943400250D	1.094	3.400	0.250	290	TP-1 Wrist Pin x 1.094 x 3.400 x 0.250
CA10943400250T	1.094	3.400	0.250	call	TP-1 Wrist Pin x 1.094 x 3.400 x 0.250

Item Number	Diameter	Length	Wall Thickness	Gram Wt.	Product line desc.
CA10943400250TD	1.094	3.400	0.250	call	TP-1 Wrist Pin x 1.094 x 3.400 x 0.250
CA10943400275T	1.094	3.400	0.275	call	TP-1 Wrist Pin x 1.094 x 3.400 x 0.275
CA10943400420	1.094	3.400	0.420	390	TP-1 Wrist Pin x 1.094 x 3.400 x 0.420
CA10952930225D	1.095	2.930	0.225	232	TP-1 Wrist Pin x 1.095 x 2.930 x 0.225
CA10983250225D	1.098	3.250	0.225	258	TP-1 Wrist Pin x 1.098 x 3.250 x 0.225
CA11562920330TD	1.156	2.920	0.330	call	TP-1 Wrist Pin x 1.156 x 2.920 x 0.330
CA11563150330TD	1.156	3.150	0.330	call	TP-1 Wrist Pin x 1.156 x 3.150 x 0.330
CA11563300330T	1.156	3.300	0.330	call	TP-1 Wrist Pin x 1.156 x 3.300 x 0.330
CA11563300330TD	1.156	3.300	0.330	call	TP-1 Wrist Pin x 1.156 x 3.300 x 0.330
CA11563300350T	1.156	3.300	0.350	call	TP-1 Wrist Pin x 1.156 x 3.300 x 0.350
CA11563300350TCD	1.156	3.300	0.350	call	TP-1 Wrist Pin x 1.156 x 3.300 x 0.350
CA11563300350TD	1.156	3.300	0.350	call	TP-1 Wrist Pin x 1.156 x 3.300 x 0.350
CA11563400220D	1.156	3.400	0.220	283	TP-1 Wrist Pin x 1.156 x 3.400 x 0.220
CA11563400225	1.156	3.400	0.225	288	TP-1 Wrist Pin x 1.156 x 3.400 x 0.225
CA11563400230D	1.156	3.400	0.230	293	TP-1 Wrist Pin x 1.156 x 3.400 x 0.230
CA11563400235	1.156	3.400	0.235	298	TP-1 Wrist Pin x 1.156 x 3.400 x 0.235
CA11563400250D	1.156	3.400	0.250	312	TP-1 Wrist Pin x 1.156 x 3.400 x 0.250
CA11563400250T	1.156	3.400	0.250	call	TP-1 Wrist Pin x 1.156 x 3.400 x 0.250
CA11563400330T	1.156	3.400	0.330	call	TP-1 Wrist Pin x 1.156 x 3.400 x 0.330
CA11563400330TD	1.156	3.400	0.330	call	TP-1 Wrist Pin x 1.156 x 3.400 x 0.330
CA11563500330D	1.156	3.500	0.330	386	TP-1 Wrist Pin x 1.156 x 3.500 x 0.330
CA11603400330T	1.160	3.400	0.330	call	TP-1 Wrist Pin x 1.160 x 3.400 x 0.330
CA12503500450	1.250	3.500	0.450	510	TP-1 Wrist Pin x 1.250 x 3.500 x 0.450
CA12503700375	1.250	3.700	0.375	491	TP-1 Wrist Pin x 1.250 x 3.700 x 0.375
CA12504000450	1.250	4.000	0.450	583	TP-1 Wrist Pin x 1.250 x 4.000 x 0.450
CA12553500450	1.255	3.500	0.450	513	TP-1 Wrist Pin x 1.255 x 3.500 x 0.450
CA12753500450	1.275	3.500	0.450	526	TP-1 Wrist Pin x 1.275 x 3.500 x 0.450
CA13754000300	1.375	4.000	0.300	522	TP-1 Wrist Pin x 1.375 x 4.000 x 0.300
CA13754000300D	1.375	4.000	0.300	522	TP-1 Wrist Pin x 1.375 x 4.000 x 0.300
CA13754000300T	1.375	4.000	0.300	call	TP-1 Wrist Pin x 1.375 x 4.000 x 0.300
CA13754000375T	1.375	4.000	0.375	call	TP-1 Wrist Pin x 1.375 x 4.000 x 0.375
CA15003200340T	1.500	3.200	0.340	call	TP-1 Wrist Pin x 1.500 x 3.200 x 0.340
CA15003200340TD	1.500	3.200	0.340	call	TP-1 Wrist Pin x 1.500 x 3.200 x 0.340
CA15004000300	1.500	4.000	0.300	583	TP-1 Wrist Pin x 1.500 x 4.000 x 0.300
CA15004000300D	1.500	4.000	0.300	583	TP-1 Wrist Pin x 1.500 x 4.000 x 0.300
CA15004090437D	1.500	4.090	0.437	769	TP-1 Wrist Pin x 1.500 x 4.090 x 0.437
CA150532004275TD	1.505	3.200	0.275	call	TP-1 Wrist Pin x 1.505 x 3.200 x 0.275
CA157483500450D	1.5748	3.500	0.450	717	TP-1 Wrist Pin x 1.5748 x 3.500 x 0.450
CA15912200400D	1.591	2.200	0.400	424	TP-1 Wrist Pin x 1.591 x 2.200 x 0.400

*We use Trend Pushrods and Wrist Pins in all our record breaking Small Blocks - the service and products are the very best in the industry.*  
 - Bob Book, Book Racing

Item Number	Diameter	Length	Wall Thickness	Gram Wt.	Product line desc.
CA16253500500D	1.625	3.500	0.500	797	TP-1 Wrist Pin x 1.625 x 3.500 x 0.500
CA162535204125D	1.625	3.520	0.125	267	TP-1 Wrist Pin x 1.625 x 3.520 x 0.125
CA16254090437	1.625	4.090	0.437	859	TP-1 Wrist Pin x 1.625 x 4.090 x 0.437
CA16254090470	1.625	4.090	0.470	899	TP-1 Wrist Pin x 1.625 x 4.090 x 0.470
CA16254090470D	1.625	4.090	0.470	899	TP-1 Wrist Pin x 1.625 x 4.090 x 0.470
CA16254100470	1.625	4.100	0.470	901	TP-1 Wrist Pin x 1.625 x 4.100 x 0.470
CA16274100470	1.627	4.100	0.470	902	TP-1 Wrist Pin x 1.627 x 4.100 x 0.470
CA16324100470	1.632	4.100	0.470	906	TP-1 Wrist Pin x 1.632 x 4.100 x 0.470
CA16353510505	1.635	3.510	0.505	811	TP-1 Wrist Pin x 1.635 x 3.510 x 0.505
CA16504300450	1.650	4.300	0.450	940	TP-1 Wrist Pin x 1.650 x 4.300 x 0.450
CA16504300450D	1.650	4.300	0.450	940	TP-1 Wrist Pin x 1.650 x 4.300 x 0.450
CA17504100470D	1.750	4.100	0.470	998	TP-1 Wrist Pin x 1.750 x 4.100 x 0.470
CA17504500525	1.750	4.500	0.525	1171	TP-1 Wrist Pin x 1.750 x 4.500 x 0.525
CA17603370520D	1.760	3.370	0.520	879	TP-1 Wrist Pin x 1.760 x 3.370 x 0.520
CA17974115437D	1.797	4.115	0.437	990	TP-1 Wrist Pin x 1.797 x 4.115 x 0.437
CA18753740312D	1.875	3.740	0.312	738	TP-1 Wrist Pin x 1.875 x 3.740 x 0.312
CA187540963125	1.875	4.096	0.312	808	TP-1 Wrist Pin x 1.875 x 4.096 x 0.312
CA187540963125D	1.875	4.096	0.312	808	TP-1 Wrist Pin x 1.875 x 4.096 x 0.312
CA187543005625	1.875	4.300	0.625	1360	TP-1 Wrist Pin x 1.875 x 4.300 x 0.625
CA187543005625D	1.875	4.300	0.625	1360	TP-1 Wrist Pin x 1.875 x 4.300 x 0.625
CA5511500090CD	0.551	1.500	0.090	26	TP-1 Wrist Pin x 0.551 x 1.500 x 0.090
CA62951500138T	0.6295	1.500	0.138	call	TP-1 Wrist Pin x 0.6295 x 1.500 x 0.138
CA6301810085C	0.630	1.810	0.085	34	TP-1 Wrist Pin x 0.630 x 1.810 x 0.085
CA6301810085CD	0.630	1.810	0.085	34	TP-1 Wrist Pin x 0.630 x 1.810 x 0.085
CA66921732246CD	0.6692	1.732	0.246	74	TP-1 Wrist Pin x 0.6692 x 1.732 x 0.246
CA66931800180CD	0.6693	1.800	0.180	65	TP-1 Wrist Pin x 0.6693 x 1.800 x 0.180
CA7081800120CD	0.708	1.800	0.120	52	TP-1 Wrist Pin x 0.708 x 1.800 x 0.120
CA7081800205CD	0.708	1.800	0.205	76	TP-1 Wrist Pin x 0.708 x 1.800 x 0.205
CA7081810120	0.708	1.810	0.120	52	TP-1 Wrist Pin x 0.708 x 1.810 x 0.120
CA7081810120C	0.708	1.810	0.120	52	TP-1 Wrist Pin x 0.708 x 1.810 x 0.120
CA7081810120CD	0.708	1.810	0.120	52	TP-1 Wrist Pin x 0.708 x 1.810 x 0.120
CA70852000180CD	0.7085	2.000	0.180	78	TP-1 Wrist Pin x 0.7085 x 2.000 x 0.180
CA70871825195C	0.7087	1.825	0.195	76	TP-1 Wrist Pin x 0.7087 x 1.825 x 0.195
CA708718251968CD	0.7087	1.825	0.196	76	TP-1 Wrist Pin x 0.7087 x 1.825 x 0.196
CA7871800161CD	0.787	1.800	0.161	75	TP-1 Wrist Pin x 0.787 x 1.800 x 0.161
CA7871800170CD	0.787	1.800	0.170	78	TP-1 Wrist Pin x 0.787 x 1.800 x 0.170
CA78718898155C	0.787	1.889	0.155	76	TP-1 Wrist Pin x 0.787 x 1.889 x 0.155
CA78718898165C	0.787	1.889	0.165	80	TP-1 Wrist Pin x 0.787 x 1.889 x 0.165
CA78718898167C	0.787	1.889	0.167	80	TP-1 Wrist Pin x 0.787 x 1.889 x 0.167

Item Number	Diameter	Length	Wall Thickness	Gram Wt.	Product line desc.
CA7872000220C	0.787	2.000	0.220	100	TP-1 Wrist Pin x 0.787 x 2.000 x 0.220
CA7872125095C	0.787	2.125	0.095	56	TP-1 Wrist Pin x 0.787 x 2.125 x 0.095
CA7872125125C	0.787	2.125	0.125	70	TP-1 Wrist Pin x 0.787 x 2.125 x 0.125
CA7872250220	0.787	2.250	0.220	114	TP-1 Wrist Pin x 0.787 x 2.250 x 0.220
CA7872250220D	0.787	2.250	0.220	114	TP-1 Wrist Pin x 0.787 x 2.250 x 0.220
CA7872250331CD	0.787	2.250	0.331	136	TP-1 Wrist Pin x 0.787 x 2.250 x 0.331
CA7872500197	0.787	2.500	0.197	118	TP-1 Wrist Pin x 0.787 x 2.500 x 0.197
CA78732000165CD	0.7873	2.000	0.165	82	TP-1 Wrist Pin x 0.7873 x 2.000 x 0.165
CA78741772197CD	0.7874	1.772	0.197	82	TP-1 Wrist Pin x 0.7874 x 1.772 x 0.197
CA78741800180CD	0.7874	1.800	0.180	79	TP-1 Wrist Pin x 0.7874 x 1.800 x 0.180
CA78751772197CD	0.7875	1.772	0.197	82	TP-1 Wrist Pin x 0.7875 x 1.772 x 0.197
CA78752500197CD	0.7875	2.500	0.197	117	TP-1 Wrist Pin x 0.7875 x 2.500 x 0.197
CA7881800180CD	0.788	1.800	0.180	79	TP-1 Wrist Pin x 0.788 x 1.800 x 0.180
CA7882250331CD	0.788	2.250	0.331	137	TP-1 Wrist Pin x 0.788 x 2.250 x 0.331
CA8252125185CD	0.825	2.125	0.185	101	TP-1 Wrist Pin x 0.825 x 2.125 x 0.185
CA8252125325C	0.825	2.125	0.325	139	TP-1 Wrist Pin x 0.825 x 2.125 x 0.325
CA8252125325CD	0.825	2.125	0.325	139	TP-1 Wrist Pin x 0.825 x 2.125 x 0.325
CA8262380225C	0.826	2.380	0.225	129	TP-1 Wrist Pin x 0.826 x 2.380 x 0.225
CA8272000170CD	0.827	2.000	0.170	89	TP-1 Wrist Pin x 0.827 x 2.000 x 0.170
CA8272000310CD	0.827	2.000	0.310	129	TP-1 Wrist Pin x 0.827 x 2.000 x 0.310
CA8272125310C	0.827	2.125	0.310	137	TP-1 Wrist Pin x 0.827 x 2.125 x 0.310
CA8272125310CD	0.827	2.125	0.310	137	TP-1 Wrist Pin x 0.827 x 2.125 x 0.310
CA8272250180CD	0.827	2.250	0.180	105	TP-1 Wrist Pin x 0.827 x 2.250 x 0.180
CA8272250225CD	0.827	2.250	0.225	122	TP-1 Wrist Pin x 0.827 x 2.250 x 0.225
CA8272250310CD	0.827	2.250	0.310	145	TP-1 Wrist Pin x 0.827 x 2.250 x 0.310
CA8272500310CD	0.827	2.500	0.310	161	TP-1 Wrist Pin x 0.827 x 2.500 x 0.310
CA8282125310CD	0.828	2.125	0.310	137	TP-1 Wrist Pin x 0.828 x 2.125 x 0.310
CA8301800200CD	0.830	1.800	0.200	91	TP-1 Wrist Pin x 0.830 x 1.800 x 0.200
CA8302000200CD	0.830	2.000	0.200	101	TP-1 Wrist Pin x 0.830 x 2.000 x 0.200
CA8662000210CD	0.866	2.000	0.210	111	TP-1 Wrist Pin x 0.866 x 2.000 x 0.210
CA8662050200CD	0.866	2.200	0.200	118	TP-1 Wrist Pin x 0.866 x 2.200 x 0.200
CA8662125210CD	0.866	2.125	0.210	117	TP-1 Wrist Pin x 0.866 x 2.125 x 0.210
CA8662125270CD	0.866	2.125	0.270	137	TP-1 Wrist Pin x 0.866 x 2.125 x 0.270
CA8662125270D	0.866	2.125	0.270	138	TP-1 Wrist Pin x 0.866 x 2.125 x 0.270
CA8662125275CD	0.866	2.125	0.275	139	TP-1 Wrist Pin x 0.866 x 2.125 x 0.275
CA8662200185CD	0.866	2.200	0.185	111	TP-1 Wrist Pin x 0.866 x 2.200 x 0.185
CA8662250120CD	0.866	2.250	0.120	81	TP-1 Wrist Pin x 0.866 x 2.250 x 0.120
CA8662250160	0.866	2.250	0.160	103	TP-1 Wrist Pin x 0.866 x 2.250 x 0.160
CA8662250160CD	0.866	2.250	0.160	102	TP-1 Wrist Pin x 0.866 x 2.250 x 0.160

CONTINUED ON NEXT PAGE 



# TP-1 PINS (CONTINUED)

Item Number	Diameter	Length	Wall Thickness	Gram Wt.	Product line desc.
CA8662250160D	0.866	2.250	0.160	103	TP-1 Wrist Pin x 0.866 x 2.250 x 0.160
CA8662250180D	0.866	2.250	0.180	112	TP-1 Wrist Pin x 0.866 x 2.250 x 0.180
CA8662250185CD	0.866	2.250	0.185	114	TP-1 Wrist Pin x 0.866 x 2.250 x 0.185
CA8662250200D	0.866	2.250	0.200	121	TP-1 Wrist Pin x 0.866 x 2.250 x 0.200
CA8662250210	0.866	2.250	0.210	125	TP-1 Wrist Pin x 0.866 x 2.250 x 0.210
CA8662250210D	0.866	2.250	0.210	125	TP-1 Wrist Pin x 0.866 x 2.250 x 0.210
CA8662250225CD	0.866	2.250	0.225	130	TP-1 Wrist Pin x 0.866 x 2.250 x 0.225
CA8662250245	0.866	2.250	0.245	139	TP-1 Wrist Pin x 0.866 x 2.250 x 0.245
CA8662250250C	0.866	2.250	0.250	139	TP-1 Wrist Pin x 0.866 x 2.250 x 0.250
CA8662250250CD	0.866	2.250	0.250	139	TP-1 Wrist Pin x 0.866 x 2.250 x 0.250
CA8662250270D	0.866	2.250	0.270	147	TP-1 Wrist Pin x 0.866 x 2.250 x 0.270
CA8662250345CD	0.866	2.250	0.345	163	TP-1 Wrist Pin x 0.866 x 2.250 x 0.345
CA8662300150CD	0.866	2.300	0.150	99	TP-1 Wrist Pin x 0.866 x 2.300 x 0.150
CA8662300160CD	0.866	2.300	0.160	104	TP-1 Wrist Pin x 0.866 x 2.300 x 0.160
CA8662365240C	0.866	2.365	0.240	143	TP-1 Wrist Pin x 0.866 x 2.365 x 0.240
CA8662500185CD	0.866	2.500	0.185	126	TP-1 Wrist Pin x 0.866 x 2.500 x 0.185
CA8662500200C	0.866	2.500	0.200	134	TP-1 Wrist Pin x 0.866 x 2.500 x 0.200
CA8662500200CD	0.866	2.500	0.200	134	TP-1 Wrist Pin x 0.866 x 2.500 x 0.200
CA8662500210	0.866	2.500	0.210	139	TP-1 Wrist Pin x 0.866 x 2.500 x 0.210
CA8662500210C	0.866	2.500	0.210	138	TP-1 Wrist Pin x 0.866 x 2.500 x 0.210
CA8662500210CD	0.866	2.500	0.210	138	TP-1 Wrist Pin x 0.866 x 2.500 x 0.210
CA8662500210D	0.866	2.500	0.210	139	TP-1 Wrist Pin x 0.866 x 2.500 x 0.210
CA8662500250CD	0.866	2.500	0.250	155	TP-1 Wrist Pin x 0.866 x 2.500 x 0.250
CA8662500270CD	0.866	2.500	0.270	162	TP-1 Wrist Pin x 0.866 x 2.500 x 0.270
CA8662500275	0.866	2.500	0.275	164	TP-1 Wrist Pin x 0.866 x 2.500 x 0.275
CA8662500275CD	0.866	2.500	0.275	163	TP-1 Wrist Pin x 0.866 x 2.500 x 0.275
CA8662750225	0.866	2.750	0.225	161	TP-1 Wrist Pin x 0.866 x 2.750 x 0.225
CA8663100250D	0.866	3.100	0.250	193	TP-1 Wrist Pin x 0.866 x 3.100 x 0.250
CA8672125270CD	0.867	2.125	0.270	138	TP-1 Wrist Pin x 0.867 x 2.125 x 0.270
CA8672125270D	0.867	2.125	0.270	139	TP-1 Wrist Pin x 0.867 x 2.125 x 0.270
CA8672250245CD	0.867	2.250	0.245	138	TP-1 Wrist Pin x 0.867 x 2.250 x 0.245
CA8682125270	0.868	2.125	0.270	139	TP-1 Wrist Pin x 0.868 x 2.125 x 0.270
CA8682125270CD	0.868	2.125	0.270	138	TP-1 Wrist Pin x 0.868 x 2.125 x 0.270
CA8682250250CD	0.868	2.250	0.250	140	TP-1 Wrist Pin x 0.868 x 2.250 x 0.250
CA8692125270CD	0.869	2.125	0.270	138	TP-1 Wrist Pin x 0.869 x 2.125 x 0.270
CA8692250250CD	0.869	2.250	0.250	140	TP-1 Wrist Pin x 0.869 x 2.250 x 0.250
CA8702125270CD	0.870	2.125	0.270	138	TP-1 Wrist Pin x 0.870 x 2.125 x 0.270
CA8712125270CD	0.871	2.125	0.270	139	TP-1 Wrist Pin x 0.871 x 2.125 x 0.270
CA8752000125CD	0.875	2.000	0.125	75	TP-1 Wrist Pin x 0.875 x 2.000 x 0.125

Item Number	Diameter	Length	Wall Thickness	Gram Wt.	Product line desc.
CA8752220155D	0.875	2.220	0.155	100	TP-1 Wrist Pin x 0.875 x 2.220 x 0.155
CA8752240120	0.875	2.240	0.120	82	TP-1 Wrist Pin x 0.875 x 2.240 x 0.120
CA8752250120	0.875	2.250	0.120	82	TP-1 Wrist Pin x 0.875 x 2.250 x 0.120
CA8752500200D	0.875	2.500	0.200	137	TP-1 Wrist Pin x 0.875 x 2.500 x 0.200
CA9052250125C	0.905	2.250	0.125	88	TP-1 Wrist Pin x 0.905 x 2.250 x 0.125
CA9052500225T	0.905	2.500	0.225	call	TP-1 Wrist Pin x 0.905 x 2.500 x 0.225
CA9052500250C	0.905	2.500	0.250	165	TP-1 Wrist Pin x 0.905 x 2.500 x 0.250
CA9052500250CD	0.905	2.500	0.250	165	TP-1 Wrist Pin x 0.905 x 2.500 x 0.250
CA9052500330	0.905	2.500	0.330	192	TP-1 Wrist Pin x 0.905 x 2.500 x 0.330
CA9052500330D	0.905	2.500	0.330	192	TP-1 Wrist Pin x 0.905 x 2.500 x 0.330
CA9052750250CD	0.905	2.750	0.250	181	TP-1 Wrist Pin x 0.905 x 2.750 x 0.250
CA90552280215CD	0.9055	2.280	0.215	136	TP-1 Wrist Pin x 0.9055 x 2.280 x 0.215
CA9122500095	0.912	2.500	0.095	79	TP-1 Wrist Pin x 0.912 x 2.500 x 0.095
CA9172125165	0.917	2.125	0.165	107	TP-1 Wrist Pin x 0.917 x 2.125 x 0.165
CA9252425195CD	0.925	2.425	0.195	139	TP-1 Wrist Pin x 0.925 x 2.425 x 0.195
CA9262125235C	0.926	2.125	0.235	139	TP-1 Wrist Pin x 0.926 x 2.125 x 0.235
CA9262125235CD	0.926	2.125	0.235	139	TP-1 Wrist Pin x 0.926 x 2.125 x 0.235
CA9262425185C	0.926	2.425	0.185	134	TP-1 Wrist Pin x 0.926 x 2.425 x 0.185
CA9262425185CD	0.926	2.425	0.185	134	TP-1 Wrist Pin x 0.926 x 2.425 x 0.185
CA9262425190CD	0.926	2.425	0.190	136	TP-1 Wrist Pin x 0.926 x 2.425 x 0.190
CA9262425195CD	0.926	2.425	0.195	139	TP-1 Wrist Pin x 0.926 x 2.425 x 0.195
CA92652275185D	0.9265	2.275	0.185	126	TP-1 Wrist Pin x 0.9265 x 2.275 x 0.185
CA9272000090	0.927	2.000	0.090	61	TP-1 Wrist Pin x 0.927 x 2.000 x 0.090
CA9272000100	0.927	2.000	0.100	67	TP-1 Wrist Pin x 0.927 x 2.000 x 0.100
CA9272000125CD	0.927	2.000	0.125	80	TP-1 Wrist Pin x 0.927 x 2.000 x 0.125
CA9272125170	0.927	2.125	0.170	111	TP-1 Wrist Pin x 0.927 x 2.125 x 0.170
CA9272125235C	0.927	2.125	0.235	139	TP-1 Wrist Pin x 0.927 x 2.125 x 0.235
CA9272125235CD	0.927	2.125	0.235	139	TP-1 Wrist Pin x 0.927 x 2.125 x 0.235
CA9272200115CD	0.927	2.200	0.115	82	TP-1 Wrist Pin x 0.927 x 2.200 x 0.115
CA9272200155CD	0.927	2.200	0.155	106	TP-1 Wrist Pin x 0.927 x 2.200 x 0.155
CA9272250090	0.927	2.250	0.090	69	TP-1 Wrist Pin x 0.927 x 2.250 x 0.090
CA9272250145	0.927	2.250	0.145	103	TP-1 Wrist Pin x 0.927 x 2.250 x 0.145
CA9272250200	0.927	2.250	0.200	132	TP-1 Wrist Pin x 0.927 x 2.250 x 0.200
CA9272250215C	0.927	2.250	0.215	138	TP-1 Wrist Pin x 0.927 x 2.250 x 0.215
CA9272250215CD	0.927	2.250	0.215	138	TP-1 Wrist Pin x 0.927 x 2.250 x 0.215
CA9272300155CD	0.927	2.300	0.155	110	TP-1 Wrist Pin x 0.927 x 2.300 x 0.155
CA9272300215CD	0.927	2.300	0.215	141	TP-1 Wrist Pin x 0.927 x 2.300 x 0.215
CA9272330200CD	0.927	2.330	0.200	136	TP-1 Wrist Pin x 0.927 x 2.330 x 0.200
CA9272450160C	0.927	2.450	0.160	121	TP-1 Wrist Pin x 0.927 x 2.450 x 0.160

CONTINUED ON NEXT PAGE



*When it comes to the best product and best customer service you can't beat Trend!*  
 - Steve Morris, Steve Morris Engines

Item Number	Diameter	Length	Wall Thickness	Gram Wt.	Product line desc.
CA9272450160CD	0.927	2.450	0.160	121	TP-1 Wrist Pin x 0.927 x 2.450 x 0.160
CA9272450175CD	0.927	2.450	0.175	129	TP-1 Wrist Pin x 0.927 x 2.450 x 0.175
CA9272500125	0.927	2.500	0.125	101	TP-1 Wrist Pin x 0.927 x 2.500 x 0.125
CA9272500135CD	0.927	2.500	0.135	107	TP-1 Wrist Pin x 0.927 x 2.500 x 0.135
CA9272500150	0.927	2.500	0.150	118	TP-1 Wrist Pin x 0.927 x 2.500 x 0.150
CA9272500200	0.927	2.500	0.200	147	TP-1 Wrist Pin x 0.927 x 2.500 x 0.200
CA9272500215	0.927	2.500	0.215	155	TP-1 Wrist Pin x 0.927 x 2.500 x 0.215
CA9272500225	0.927	2.500	0.225	160	TP-1 Wrist Pin x 0.927 x 2.500 x 0.225
CA9272750155C	0.927	2.750	0.155	132	TP-1 Wrist Pin x 0.927 x 2.750 x 0.155
CA9272750155CD	0.927	2.750	0.155	132	TP-1 Wrist Pin x 0.927 x 2.750 x 0.155
CA9272750185CD	0.927	2.750	0.185	152	TP-1 Wrist Pin x 0.927 x 2.750 x 0.185
CA9272750200	0.927	2.750	0.200	162	TP-1 Wrist Pin x 0.927 x 2.750 x 0.200
CA9272750200D	0.927	2.750	0.200	162	TP-1 Wrist Pin x 0.927 x 2.750 x 0.200
CA9272750225	0.927	2.750	0.225	176	TP-1 Wrist Pin x 0.927 x 2.750 x 0.225
CA9272750225C	0.927	2.750	0.225	175	TP-1 Wrist Pin x 0.927 x 2.750 x 0.225
CA9272950155	0.927	2.950	0.155	143	TP-1 Wrist Pin x 0.927 x 2.950 x 0.155
CA9272950185	0.927	2.950	0.185	164	TP-1 Wrist Pin x 0.927 x 2.950 x 0.185
CA9272950200	0.927	2.950	0.200	174	TP-1 Wrist Pin x 0.927 x 2.950 x 0.200
CA9272950200D	0.927	2.950	0.200	174	TP-1 Wrist Pin x 0.927 x 2.950 x 0.200
CA9272950250	0.927	2.950	0.250	202	TP-1 Wrist Pin x 0.927 x 2.950 x 0.250
CA9272950250D	0.927	2.950	0.250	202	TP-1 Wrist Pin x 0.927 x 2.950 x 0.250
CA9273100090	0.927	3.100	0.090	95	TP-1 Wrist Pin x 0.927 x 3.100 x 0.090
CA9273100185	0.927	3.100	0.185	172	TP-1 Wrist Pin x 0.927 x 3.100 x 0.185
CA9273100200	0.927	3.100	0.200	182	TP-1 Wrist Pin x 0.927 x 3.100 x 0.200
CA9273100200D	0.927	3.100	0.200	182	TP-1 Wrist Pin x 0.927 x 3.100 x 0.200
CA9273100225	0.927	3.100	0.225	198	TP-1 Wrist Pin x 0.927 x 3.100 x 0.225
CA9273100225D	0.927	3.100	0.225	198	TP-1 Wrist Pin x 0.927 x 3.100 x 0.225
CA9273100250D	0.927	3.100	0.250	212	TP-1 Wrist Pin x 0.927 x 3.100 x 0.250
CA9282125235CD	0.928	2.125	0.235	139	TP-1 Wrist Pin x 0.928 x 2.125 x 0.235
CA9292250175CD	0.929	2.250	0.175	119	TP-1 Wrist Pin x 0.929 x 2.250 x 0.175
CA9292425195	0.929	2.425	0.195	140	TP-1 Wrist Pin x 0.929 x 2.425 x 0.195
CA9292425195C	0.929	2.425	0.195	139	TP-1 Wrist Pin x 0.929 x 2.425 x 0.195
CA9302125235CD	0.930	2.125	0.235	139	TP-1 Wrist Pin x 0.930 x 2.125 x 0.235
CA9302450185C	0.930	2.450	0.185	136	TP-1 Wrist Pin x 0.930 x 2.450 x 0.185
CA9302450185CD	0.930	2.450	0.185	136	TP-1 Wrist Pin x 0.930 x 2.450 x 0.185
CA9311950165	0.931	1.950	0.165	100	TP-1 Wrist Pin x 0.931 x 1.950 x 0.165
CA9312250215CD	0.931	2.250	0.215	139	TP-1 Wrist Pin x 0.931 x 2.250 x 0.215
CA9312950165	0.931	2.950	0.165	151	TP-1 Wrist Pin x 0.931 x 2.950 x 0.165
CA9322450175CD	0.932	2.450	0.175	130	TP-1 Wrist Pin x 0.932 x 2.450 x 0.175
CA9352485185D	0.935	2.485	0.185	140	TP-1 Wrist Pin x 0.935 x 2.485 x 0.185
CA9902500125CD	0.990	2.500	0.125	109	TP-1 Wrist Pin x 0.990 x 2.500 x 0.125

Item Number	Diameter	Length	Wall Thickness	Gram Wt.	Product line desc.
CA9902500140CD	0.990	2.500	0.140	119	TP-1 Wrist Pin x 0.990 x 2.500 x 0.140
CA9902500185CD	0.990	2.500	0.185	150	TP-1 Wrist Pin x 0.990 x 2.500 x 0.185
CA9902680185	0.990	2.680	0.185	162	TP-1 Wrist Pin x 0.990 x 2.680 x 0.185
CA9902680185D	0.990	2.680	0.185	162	TP-1 Wrist Pin x 0.990 x 2.680 x 0.185
CA9902700200D	0.990	2.700	0.200	173	TP-1 Wrist Pin x 0.990 x 2.700 x 0.200
CA9902740160	0.990	2.740	0.160	147	TP-1 Wrist Pin x 0.990 x 2.740 x 0.160
CA9902750140C	0.990	2.750	0.140	131	TP-1 Wrist Pin x 0.990 x 2.750 x 0.140
CA9902750175CD	0.990	2.750	0.175	158	TP-1 Wrist Pin x 0.990 x 2.750 x 0.175
CA9902750185CD	0.990	2.750	0.185	165	TP-1 Wrist Pin x 0.990 x 2.750 x 0.185
CA9902750200	0.990	2.750	0.200	176	TP-1 Wrist Pin x 0.990 x 2.750 x 0.200
CA9902750200D	0.990	2.750	0.200	176	TP-1 Wrist Pin x 0.990 x 2.750 x 0.200
CA9902750205T	0.990	2.750	0.205	call	TP-1 Wrist Pin x 0.990 x 2.750 x 0.205
CA9902750250	0.990	2.750	0.250	206	TP-1 Wrist Pin x 0.990 x 2.750 x 0.250
CA9902750250D	0.990	2.750	0.250	206	TP-1 Wrist Pin x 0.990 x 2.750 x 0.250
CA9902930185	0.990	2.930	0.185	177	TP-1 Wrist Pin x 0.990 x 2.930 x 0.185
CA9902930185CD	0.990	2.930	0.185	176	TP-1 Wrist Pin x 0.990 x 2.930 x 0.185
CA9902930185D	0.990	2.930	0.185	177	TP-1 Wrist Pin x 0.990 x 2.930 x 0.185
CA9902930220	0.990	2.930	0.220	201	TP-1 Wrist Pin x 0.990 x 2.930 x 0.220
CA9902930220CD	0.990	2.930	0.220	200	TP-1 Wrist Pin x 0.990 x 2.930 x 0.220
CA9902930220D	0.990	2.930	0.220	201	TP-1 Wrist Pin x 0.990 x 2.930 x 0.220
CA9902930250T	0.990	2.930	0.250	call	TP-1 Wrist Pin x 0.990 x 2.930 x 0.250
CA9902950210D	0.990	2.950	0.210	196	TP-1 Wrist Pin x 0.990 x 2.950 x 0.210
CA9902950250	0.990	2.950	0.250	221	TP-1 Wrist Pin x 0.990 x 2.950 x 0.250
CA9903100200D	0.990	3.100	0.200	198	TP-1 Wrist Pin x 0.990 x 3.100 x 0.200
CA9903100250	0.990	3.100	0.250	232	TP-1 Wrist Pin x 0.990 x 3.100 x 0.250
CA9903100250D	0.990	3.100	0.250	232	TP-1 Wrist Pin x 0.990 x 3.100 x 0.250
CA9903125180	0.990	3.125	0.180	184	TP-1 Wrist Pin x 0.990 x 3.125 x 0.180
CA9903125290T	0.990	3.125	0.290	call	TP-1 Wrist Pin x 0.990 x 3.125 x 0.290
CA9903250200	0.990	3.250	0.200	208	TP-1 Wrist Pin x 0.990 x 3.250 x 0.200
CA9912930220D	0.991	2.930	0.220	201	TP-1 Wrist Pin x 0.991 x 2.930 x 0.220
CA9922500185CD	0.992	2.500	0.185	150	TP-1 Wrist Pin x 0.992 x 2.500 x 0.185





# DIESEL OFFERINGS

“Trend has been keeping my valve train on the winning track for years; put your trust in TREND!”  
- Brain Corradi

Trend pushrods are the first one-piece pushrods to suit Cummins 12v and 24v and 6.6L Duramax diesel engines. They are produced from 4130 chrome molybdenum steel and heat treated to around Rockwell Rc60 for outstanding strength and rigidity. These pushrods are designed to stand up to higher valve spring pressure, RPM, and cylinder pressure while minimizing valvetrain deflection.

For Ford's 6.0L and 6.4L Power Stroke diesels Trend has introduced four new 1 1/32" pushrods with wall thicknesses of 0.080" and 0.135". For the larger 7.3L engine, 7/16" diameter with 0.080in wall and 0.165" wall are available. OEM stock lengths for Power Stroke, Duramax, and Cummins are now offered as shelf-stock items that can be dispatched via Trend's Quick Ship program. Custom lengths are also available.



- Strength and rigidity: designed to handle higher spring pressures with greater resistance to deflection
- First ONE-Piece forged pushrods for Cummins and Duramax 12v and 24v-now in 7/16" diameters
- OEM stock lengths are available as shelf-stock items; Custom lengths available with Trend's Quick Ship Program
- Robust forged cup ends

PART #	ENGINE	STAGE	DIAMETER	WALL	DESCRIPTION	LIFTER	ROCKER	LENGTH
TPD11085803	12V Cummins	I	3/8"	.080"	2 Piece	5/16" Ball	3/8" Cup	11.085"OB
TPD110851353	12V Cummins	II	3/8"	.135"	1 Piece Forged	5/16" Ball	3/8" Cup	11.085"OB
TPD110851657	12V Cummins	III	7/16"	.165"	1 Piece Forged	5/16" Ball	3/8" Cup	11.085"OB
TPD9838803	6.0L Powerstroke	I	11/32"	.080"	1 Piece	3/8" Ball	3/8" Ball	9.838"
TPD98381353	6.0L Powerstroke	II	11/32"	.135"	1 Piece	3/8" Ball	3/8" Ball	9.838"
TPD9795803	6.4L Powerstroke	I	11/32"	.080"	1 Piece	3/8" Ball	3/8" Ball	9.795"
TPD97951353	6.4L Powerstroke	II	11/32"	.135"	1 Piece	3/8" Ball	3/8" Ball	9.795"
TPD10225803	7.3L Powerstroke	I	3/8"	.080"	1 Piece	3/8" Ball	3/8" Ball	10.225"
TPD10225807	7.3L Powerstroke	II	7/16"	.080"	1 Piece	3/8" Ball	3/8" Ball	10.225"
TPD975803	6.7 Powerstroke	I	3/8"	.080"	2 Piece	3/8" Ball	11/32 Cup	9.750" OB
TPD9686807	6.6L Duramax	I	7/16"	.080"	2 Piece	12mm Ball	12mm Cup	9.686" OB
TPD96861257	6.6L Duramax	II	7/16"	.125"	2 Piece	12mm Ball	12mm Cup	9.686" OB
TPD96861657	6.6L Duramax	III	7/16"	.165"	1 Piece	12mm Ball	12mm Cup	9.686" OB
TPD1163803	24V Cummins	I	3/8"	.080"	2 Piece	3/8" Ball	10mm Cup	11.630" OB
TPD11631353	24V Cummins	II	3/8"	.135"	1 Piece Forged	10mm Ball	10mm Cup	11.630" OB
TPD11631657	24V Cummins	III	7/16"	.165"	1 Piece Forged	10mm Ball	10mm Cup	11.630" OB



## CUMMINS DIESEL FLAT TAPPETS

### Billet M2 Tool Steel Cummins Tappet (12 pieces per engine)



PART #	ENGINE	LIFTER TYPE	FINISH	FOOT SIZE	SEAT	FITMENT
LM1500CD-1	24V Cummins Diesel	Flat Tappet	Std Grind	1.500"	10mm	1998 to Current
LM1500CD-1C	24V Cummins Diesel	Flat Tappet	DLC	1.500"	10mm	1998 to Current
LM1500CD-5	12V Cummins Diesel	Flat Tappet	Std Grind	1.500"	5/16"	1989 to 1998
LM1500CD-5C	12V Cummins Diesel	Flat Tappet	DLC	1.500"	5/16"	1989 to 1998
LM1400CD-1	24V Cummins Diesel	Flat Tappet	Std Grind	1.400"	10mm	1998 to Current
LM1400CD-1C	24V Cummins Diesel	Flat Tappet	DLC	1.400"	10mm	1998 to Current

Machined from M2 tool steel & finish ground to perfection, these are ideal for the race engines running high spring pressures, billet camshafts and 5000+ rpm.

## DIESEL VALVE BRIDGES



Available for Cummins and Duramax applications, Trend Performance valve bridges offer a massive 2.5-time strength improvement over factory bridges. Machined from billet 8620 steel, the bridges are surface ground for flatness, feature improved oiling to the valve stems, and case hardened and carburized for strength.




## BILLET TRUNNIONS

Built from billet tool steel and Super-Finished to perfection, these trunnions offer a revised series of oiling passages to insure adequate oil is held in the appropriate locations to prevent galling and material transfer.



# SPINTRON™




Trend Performance is the driving force behind valvetrain improvement and innovation. In that unending quest for knowledge Trend founder, Bob Fox, invented the one and only Spintron machine. In an era when much of the knowledge about valvetrain was confined to speculation, the Spintron offered—and continues to offer—a finite means to understand and perfect the unseen.

There are two versions of the Spintron: a gear-reduction model and a direct-drive model. The gear-reduction model is used principally for valve train testing and is offered with one of four electric motors: 25, 50, 75, or 100 horsepower. A direct-drive model is equipped with a 150-, 200-, or 250-horsepower motor and is used for spinning the entire engine, including pistons, for durability and friction testing.

In addition, an optional high-speed data acquisition system records highly customizable data inputs, such as precise valve movements captured via a laser camera. The Spintron is adept at flushing out weakness, flex, or other harmful harmonics in the valve train or engine as a whole. Deflection, valve lift, and valve bounce are all identifiable via the Spintron.

**In addition to Spintron machines for purchase, Trend also offers in-house testing. More information is available on request.**





# QUICK SHIP ORDER FORM

Name: \_\_\_\_\_ Date: \_\_\_\_\_

Company: \_\_\_\_\_

Shipping Address: \_\_\_\_\_

City: \_\_\_\_\_ State: \_\_\_\_\_ Zip: \_\_\_\_\_

Work Phone: \_\_\_\_\_ Fax: \_\_\_\_\_ Mobile: \_\_\_\_\_

Customer Number: \_\_\_\_\_ Email: \_\_\_\_\_

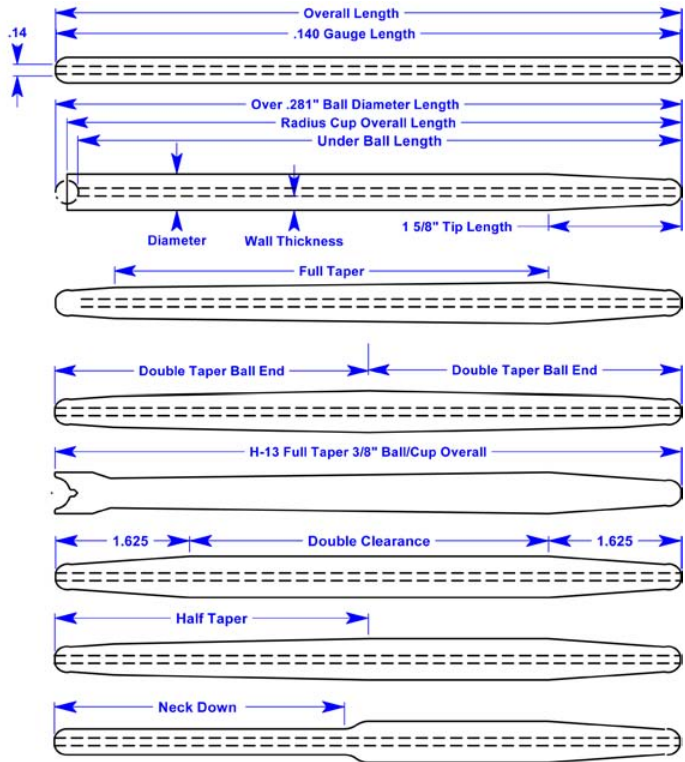
- Shipping:  FEDEX GROUND       FEDEX NEXT DAY       FEDEX 2-DAY  
 UPS GROUND       UPS NEXT DAY       UPS 2 -DAY       UPS 3-DAY  
 OTHER/NOTES: \_\_\_\_\_

Orders Cannot Be Acknowledged or Shipped Without a Valid Fax Number. All Orders Must Be Faxed. Verbal Orders are the responsibility of the Purchaser. No Refunds or Exchanges.

Quantity:	Overall Length	Over Ball Length	Under Ball Length
Quantity:	Overall Length	Over Ball Length	Under Ball Length
Quantity:	Overall Length	Over Ball Length	Under Ball Length
Quantity:	Overall Length	Over Ball Length	Under Ball Length

SPECIAL INSTRUCTIONS:

- Diameter/ Wall  5/16"/.105" Wall       3/8"/.135" Wall  
 7/16"/.165" Wall       1/2"/.200" Wall  
 9/16"/.187" Wall       5/8"/.125" Wall  
 5/8"/.188" Wall       H-13 Solid
- Rocker End  5/16" Ball     3/8" Ball     5/16" Ball Tool Steel  
 .281 Radius Cup     .281 Radius Cup BZ  
 .281 Radius Cup Tool Steel  
 5/16" Cup       3/8" Cup
- Lifter End  5/16" Ball       3/8" Ball  
 Oil Restrictor (not available on all pushrods)
- Options  Full Taper       Double Taper  
 Half Taper       Neck Down
- Tip Clearance  5/8" Rocker Tip       5/8" Lifter Tip  
 1-5/8" Lifter Tip Length     1-5/8" Rocker Tip Length  
 Full Taper       Double Taper, 1-5/8" Clearance



Standard Ball End Tips are 1- 5/8" With 210° Clearance





**TRENDPERFORM.COM | 586-447-0400**

2019 TREND PERFORMANCE. ALL RIGHTS RESERVED

